

Page count wrong. 86 pages ~~#~~

UNCLASSIFIED INTERNAL  
USE ONLY CONFIDENTIAL SECRET**ROUTING AND RECORD SHEET**

SUBJECT: (Optional)

FROM:

Chief, Latin America Division

EXTENSION

1431

NO.

DATE 13 July 1978

TO: (Officer designation, room number, and building)

DATE

RECEIVED

FORWARDED

OFFICER'S  
INITIALS

COMMENTS (Number each comment to show from whom to whom. Draw a line across column after each comment.)

1. Mr. Russell Holmes  
O/EXO/CI

2.

3.

4. Mr. Scott Breckinridge  
Principal Coordinator/HSCA

5.

6.

7.

8.

9.

10.

11.

12.

13.

14.

15.

FORM  
3-62610 USE PREVIOUS  
EDITIONS

SECRET

CONFIDENTIAL

INTERNAL  
USE ONLY

UNCLASSIFIED

SECRET

13 JUL 1978

MEMORANDUM FOR: Mr. Scott Breckinridge  
Principal Coordinator/HSCA

VIA : Mr. Russell Holmes  
O/EXO/CI


FROM : Raymond A. Warren  
Chief, Latin America Division

SUBJECT : Yuriy Ivanovich MOSKALEV

1. Attached is a file folder titled "Yuri" which contains informal and preliminary research based on a theory that Yuriy Ivanovich MOSKALEV might be identifiable with the "unidentified man" observed entering and departing the Soviet Embassy in Mexico City, Mexico, in October 1963. Ms. Christine Hopkins undertook to research the theory that MOSKALEV might be the unidentified man as a result of the indepth study she conducted as the Task Force Leader of this Division's efforts to determine if there could have been Cuban complicity in the John F. Kennedy assassination.

2. Although the material contained in the attached folder is entirely theoretical and does not constitute an official file or position of this Division or Agency it may be of interest to Mr. Blakey and Mr. Cornwell of the HSCA.

3. It is requested that you review the material contained in the file folder and, if you consider it appropriate, make the material available for Messrs. Blakey and Cornwell to review with the understanding that it is a theoretical unofficial research undertaking.

  
Raymond A. Warren

1 Attachment as stated

E2 IMPDET  
CL BY 12180

SECRET

UNCLASSIFIED

INTERNAL USE ONLY

CONFIDENTIAL

SECRET

### ROUTING AND RECORD SHEET

SUBJECT: (Optional)

FROM:

Chief, Latin America Division

EXTENSION

1431

NO.

DATE

13 July 1978

TO: (Officer designation, room number, and building)

DATE

RECEIVED

FORWARDED

OFFICER'S INITIALS

COMMENTS (Number each comment to show from whom to whom. Draw a line across column after each comment.)

1.

O/EXO/CI

2.

3.

4.

5.

6.

7.

8.

9.

10.

11.

12.

13.

14.

15.

FORM 3-62

610 USE PREVIOUS EDITIONS

SECRET

CONFIDENTIAL

INTERNAL USE ONLY

UNCLASSIFIED

*Dwp*

SECRET

13 JUL 1978

MEMORANDUM FOR: Mr. Scott Breckinridge  
Principal Coordinator/HSCA

VIA : Mr. Russell Holmes  
O/EXO/CI

FROM : Raymond A. Warren  
Chief, Latin America Division

SUBJECT : Yuriy Ivanovich MOSKALEV

1. Attached is a file folder titled "Yuri" which contains informal and preliminary research based on a theory that Yuriy Ivanovich MOSKALEV might be identifiable with the "unidentified man" observed entering and departing the Soviet Embassy in Mexico City, Mexico, in October 1963. Ms. Christine Hopkins undertook to research the theory that MOSKALEV might be the unidentified man as a result of the indepth study she conducted as the Task Force Leader of this Division's efforts to determine if there could have been Cuban complicity in the John F. Kennedy assassination.

2. Although the material contained in the attached folder is entirely theoretical and does not constitute an official file or position of this Division or Agency it may be of interest to Mr. Blakey and Mr. Cornwell of the HSCA.

3. It is requested that you review the material contained in the file folder and, if you consider it appropriate, make the material available for Messrs. Blakey and Cornwell to review with the understanding that it is a theoretical unofficial research undertaking.

Raymond A. Warren

1 Attachment as stated

DDO/C/LA/STB/WSturbitts:esm (X9127) (13 Jul 78)

Distribution:

Orig - Addressee w/att  
1 - O/EXO/CI w/o att  
1 - C/LA w/o att  
1 - C/LA/STB w/o att  
1 - LA/CO/CIOS w/o att

E2 IMPDET  
CL BY 12180

SECRET

SECRET

April 1977

SUBJECT: Theory re MOSKALEV, Yuriy Ivanovich and  
Unidentified Man

That Yuriy Ivanovich MOSKALEV might be identifiable with the "unidentified man" going into and coming out of the Soviet Embassy in Mexico City in October 1963. The "unidentified man" was recently identified by SLIPSTREAM as a KGB type by name of "Yuri" whom he knew in Moscow in 1964.

- According to travel records MOSKALEV was in the USSR in 1964.; in the U.S. in October 1963 .
- MOSKALEV functions officially as a Soviet scientist and often attends international conferences. He has been in contact with known GRU Soviet diplomat in the U.S.

MOSKALEV bears a striking resemblance to composite of "Saul" in book Appointment in Dallas who claims he was involved in the assassination of President Kennedy. "Saul" claims:

- he crossed border into U.S. illegally and was in Dallas on 20 November.
- That he had been to Mexico City, had a contact in Soviet Embassy there, in 1963, and that he knew the identity of OSWALD because he (OSWALD) had been fingered to him in Mexico City.

- that OSWALD was involved in the Kennedy assassination plot, but that he, "Saul", fired shots that killed Kennedy.
- that two hours after the assassination he, "Saul", was out of the U.S. That he used limp as a disguise.

### QUESTIONS

1. Could MOSKALEV be "Saul"?
2. Could MOSKALEV, therefore, be mystery man who boarded plane in Mexico City for Havana on 22 November 1963?
3. Was assassination a Soviet conspiracy without Cuban knowledge?

### RECOMMENDATION

1. Can we obtain voice tape of MOSKALEV, since he has delivered speeches at scientific conferences in U.S. and abroad?
2. If so, could we arrange to have McDonald (unwittingly) hear it, to see if he recognizes it as that of "Saul"?

Chris Hopkins  
LAD/JFK Task Force

1. Can we find photo that PENKOVSKY identified of MOSKALEVSKIY.
2. May I see PENKOVSKIY's 201 file for period 61-63?
3. Get photos and check out MOISEEV and BABKOV.
4. Via CI Staff, find out if we can show photo to DERYABIN and ROSTVOROFF?
5. Could MOSKALEV be Dept 13? Could OSWALD have met with him in Mexico City clandestinely in 1963?



SECRET

26 March 1977

SUBJECT: Juriy Ivanovich MOSKALEV

DOB: 23 July 1920

POB: Iguamnovo, USSR

HGT: 172 Centimeters

Hair: Brown (medium light)

Eyes: Gray

Wife: Married to Vera Nikolayevna STRELTSOVA

Children:

Education: Unknown

Misc.: Became a Communist Party member in 1951

Was allegedly imprisoned during war because of his German descent or for black market dealings.

Occ: As of May 1973 was with Institute of Biophysics of the Soviet Ministry of Health. (Dr. of Medical Sciences.) Prof.

1922 - Family moved to Leningrad.

48-70- Lived in Moscow

1958 - Became head of Division of Institute of Biophysics, Soviet Ministry of Public Health

1951-53 Head of Patho physiology Lab, Inst. of Biophysics.

1952 - Last half of year, had a month's TDY at Biophysical Lab. in Moscow.

1953 - When source (Dr. Wilhelm MENKE) STIB, left as Chief of Pathphysiological Lab. at Sungol in Oct. 53, MOSKALEV took that position. He reportedly was not well qualified.

Personal Misc.

1. Very adept diplomat - finds it easy to adopt conversation to group he is with.
2. Excellent chess player, patient with both adults and children.
3. Has dacha near Moscow.
4. Reads, writes, and comprehends English well, but speaks it with less proficiency. Reportedly speaks it much better after few drinks. (He is careful about drinking, if he drinks at all, in relation to attending conferences.)

26 Dec 62

-

CIA=A-3.246.539

Re International Conference on Diagnosis and Treatment of Radioactive Poisoning, Vienna, Aust. 15-18 Oct 62. "Most interesting aspect of meeting was conduct and contributions of Prof. MOSKALEV of USSR Academy of Sciences. His subject was listed as "Uptake and Retention of Plutonium in Man"; no abstract was presented. When he spoke he changed the title to "Problems of Kinetics of Uptake and Retention of Radioisotopes." His paper presented nothing new and can be described as elementary. He apparently spoke no English.

19 Jan 63

-

OOB 3,248,156.

Information from another source on the above conference. Dr. D. J. SEMENOV and Dr. I.T. TRUGUBENKO ? were invited to attend. The Soviets sent instead, Prof. MOSKALEV. He was bright, but not individual who should have been sent representing the USSR at this meeting. Was ~~was~~ said to be his first time out of the USSR. [CDH comment - not so.]

9 July 63

-

DF-440

(PENKOVSKIY)  
Source: AEDAZZLE-1 (doi 1961) identified photo(not by name, nor was name supplied) as that of Col. Yuriy Ivanovich MOSKALEVSKIY. Air Force Col. and GRU officer in Information Directorate of GRU who attended a meeting in London in May or June 1961.

21 Aug 63

-

OOB 3,271,609

MOSKALEV participated at meeting of IAEA panel on Toxicity of Incorporated Radionuclides, Vienna, Austria 4-8 June 63.

18 Oct 63

-

OOB 3,278,069

Re Symposium in Vienna, Austria from 26-31 August 63. The Soviets sent a small three or four member delegation headed by MOSKALEV "a very personable and diplomatic gentleman." At the end of the conference MOSKALEV voiced his dismay that the Soviets had misunderstood the exact point of the meeting and had presented very minor papers.

3 Dec 63

-

OOB 3,283,411

Symposium on Radiological Health and Safety in Nuclear Materials Mining & Milling, Vienna, Austria late Aug 63. "Due to misunderstanding in USSR, topics covered by symposium were not known sufficiently in advance for Soviet scientists to contribute papers on other than nuclear toxicology." All papers were given by Dr. L. N. BURYKINA in the absence of MOSKALEV, et al.

10 Dec 63

-

FR:

30 Dec 63 - OOB 3,286,351

MOSKALEV attended Symposium on Radiological Health and Safety, Austria, 26-31 Aug 63.

23 Jan 64 - OOB 3,288,475

IAEA Symposium on Neutron Irradiation, Brookhaven, Long Island, N.Y. Oct 63. MOSKALEV, one of the Soviet delegates, was frequent commentator on other people's work and made a practice of denigrating their reports with respect to radiation lethality.

Sources (3 U.S. scientists) were asked if they thought MOSKALEV's objectives were motivated from anything more than genuine scientific position. They responded - "Who can say?" MOSKALEV, both from papers he gave and his questions and comments in discussion, indicated he was very sharp. The paper he gave presented no new data. His paper said nothing specific.

24 Oct 66 - OOB 321,15482-66

About one third of the Soviets expected at the Third Int'l Congress of Radiation Research put in appearance. The papers were disappointing. A paper written by MOSKALEV and V.A. STRELTSOVA was not impressive.

16 Oct 67 - OOB 321,30340-67

MOSKALEV attended the Second Int'l Symposium on Delayed Effects of Bone Seeking Radio Nuclides, Sun Valley, Idaho, 12-14 Sept 67. He presented an interesting paper. He was not expected at the meeting and came alone, arriving two days early. He had furnished no brief and it was a surprise to hear his paper. He understands English reasonably well, but speaks it less well. Therefore, his appearance alone at the conference was even more unusual. He became very interested in visiting a certain U.S. facility, and pursued arrangements to visit it. U.S. Gov't

clearance and permission to visit were obtained, but he "backed-out" (after all had been arranged) saying it was too much trouble for U.S. persons and authorities concerned.

16 Oct 67

OOB 321,27474-67

MOSKALEV participated in Second Int'l Symposium on Delayed Effects of Bone Seeking Radio Nuclides, Sun Valley, Idaho, arriving two days early. He had travelled alone to Sun Valley and apparently was able to use his knowledge of English language to get along on his own. However, he complained to Chairman of conference that he did not know enough English to read his paper which also required condensation because it was too long for the time allowed. A colleague who had known MOSKALEV from previous meetings said MOSKALEV's knowledge of English improved greatly after a few drinks.

N.B.

However, he did not drink at all during this conference. He did mention that he had written the English version of the paper he presented himself. A respected U.S. scientist with more experience than MOSKALEV said he frankly did not believe MOSKALEV's findings. (Said this in private.) MOSKALEV attempted to make propaganda of a report by a West German. MOSKALEV left the conference a little upset. He took copious notes on all papers, which indicated he understood what was going on. He also took many pictures with a 35 mm camera. From questions he asked in private, it was obvious he understood English quite well. Considerable time was spent in arranging visit to a U.S. lab. in route to his home. He took a different route, without telling anyone of plans, and did not visit the lab.

N.B.

1 Feb 70

BE

1 Jul 70

- OOB 321/17309-70.

Fnu MOSKALEV and P.V. RAMZAYEV were scheduled to attend the Biology & Ecology of Polonium and Radiolead Conf. Sutton, U.K. 30 Apr to 1 May 70, but apparently were not permitted by the USSR to attend.

24 Aug 70

- OOB 321/20573-70

MOSKALEV was among Soviet delegation to Second Int'l Congress on Radiation Protection, Brighton, U.K. 3-8 May 70. MOSKALEV personally attended virtually every session and was very busy asking many questions. He asked all questions through an interpreter, but when answers were given, in English, he always seemed to understand without benefit of his interpreter.

13 Nov 70

- OOA(S) 322/33488-70

Sept 70 MOSKALEV visited a U.S. facility devoted to research in field of nuclear medicine. "It is obvious that he is a careful and trustworthy worker." Visited Brookhaven in Oct 63; Sun Valley in 67; and Hanford Biology Symposium 69.

24 Aug 71

- U.S. Embassy Moscow Airgram

26 Sept 71

- Science Berkeley Lab. 600254

Four Soviet scientists, MOSKALEV, MOISEEV, NENOT and MASSE, participated at the same Transuranium Biology Symposium at Hanford during week of Sept 26. They were in San Francisco by chance at the same time and desired to visit Berkeley on the same day. They did not travel to the conference together. It all seemed to be coincidental. Drs. MOSKALEV and MASSE reportedly understood more English than they could speak. Dr. MOSKALEV was the USSR's rep. on ICRP internal dose committee.



23 Dec 71

-

OOE 324/37776-71

Dr. Yuriy I. MOSKALEV, Inst. of Biophysics, Min. of Public Health, visited several U.S. biological and biophysical research facilities. During that time it was learned that he was chairman of the USSR equivalent to the U.S. National Council on Radiation Protection. In this position Dr. Aleksey A. MOISEEV (Central Advanced Institute for Training of Physicians, Moscow) was MOSKALEV's secretary.

25 Oct 71

-

Letter to U.S. Atomic Energy Commission from

*BATTEFFE  
Pacific  
Northwest  
Laboratory*

12 May 73

-

U.S. Embassy Moscow files

Y,  
,

Chris Hopkins

14-00000

SUBJECT: Passports Used by MOSKALEV, Yuriy  
MOSKALEV, Yuriy Ivanovich  
MOSKALEV, Yuriy Mikhailovich

	<u>PP#</u>
1957	Unknown
1962	S-012960
1963	S-022766 S-012960
1964	S-022766
1965	S-022766
1967	O-113459
1968	T-286915
1970	O-286915 S-201222-
1971	S-201222
1972	O-068765 S-201222
1974	Unknown

MOSKALEV has following birthdates:

23 July 1920  
17 January 1920  
21 July 1920  
1930

## TRAVEL

<u>NAME</u>	<u>DPOB</u>	<u>OCC</u>	<u>PP#</u>	<u>DATE</u>	<u>FROM-TO</u>
MOSKALEV, Juriy Ivanovich	-	Chem	-	[Sept 57]	USSR France
MOSKALEV, Yuriy	1920	-	S-012960	[Oct 62]	Aust. USSR
MOSKALEV, Yuriy	1920	-	-	[Oct 62]	USSR Aust.
MOSKALEV, Yuriy	23/7/20	Biol.	S-012960	[Oct 62]	USSR Aust.
MOSKALEV, Yuriy	23/7/20	Phys.	S-022766	[May 63]	USSR Aust.
MOSKALEV, Yuriy	1920	-	S-022766	30/6/63	Poland Aust.
MOSKALEV, Yuriy	1920	-	S-022766	8/6/63	Aust USSR
MOSKALEV, Yuriy Ivanovich	23/7/20	Scie.	S-012960	[Oct 63]	USSR USA
MOSKALEV, Yuriy Ivanovich	23/7/20	Scie	S-012960	[Oct 63]	USA Denmark
MOSKALEV, Yuriy Ivanovich	23/7/20	Scie	S-012960	[Oct 63]	USSR USA
MOSKALEV, Yuriy Ivanovich	23/7/20	Scie	S-012960	[Oct 63]	USA Denmark
MOSLAKEV, Yuriy Ivanovich	23/7/20	Scie.	S-----	[Oct 63]	USSR USA
MOSKALEV, Yuriy Mikhailovich	23/7/20	--	S-012960	[Oct 63]	USA Denmark
MOSKALEV, Yuriy Mikhailovich	23/7/20	--	S-012960	[Oct 63]	Denmark USSR
MOSKALEV, Yuriy	23/7/20	Med1.	S-022766	[9/11/64]	-- Aust.
MOSKALEV, Yuriy	1920	--	S-022766	[14/11/64]	USSR Aust.

<u>NAME</u>	<u>DPOB</u>	<u>OCC</u>	<u>PP#</u>	<u>DATE</u>	<u>FROM-TO</u>
MOSKALEV, Yuriy	1920	--	S-022766	[ 15/4/65 ]	Aust USSR
MOSKALEV, Yuriy	1920	--	S-022766	[ 10/5/65 ]	Czech Aust
MOSKALEV, Yuriy	1920	--	O-113459	[ 8/9/67 ]	USSR Can
MOSKALEV, Yuriy	1920	--	O-113459	[ 8/9/67 ]	Cam USA
MOSKALEV, Yuriy	1920	--	O-113459	[ 8/9/67 ]	Can USA
MOSKALEV, Yuriy Ivanovich	23/7/20	Prof.	--	[ 8/9/67 ]	USSR USA
MOSKALEV, Yuriy Ivanovich	23/7/20	Stu	O-113459	[ 8/9/67 ]	Can USA
MOSKALEV, Yuriy Ivanovich	23/7/20	Chem.	T-286915	[ 4/4/68 ]	- UK
MOSKAEVE, Yuriy Ivanovich	23/7/20	Chem.	T-286915	[ 11/4/68 ]	UK -
MOSKALEV, Yuriy Ivanovich	-	-	-	[ 1/2/70 ]	-- UNNY
MOSKALEV, Yuriy Ivanovich	23/7/20	Biol.	O-286915	[ 2/5/70 ]	-- UK
MOSKALEV, Yuriy Ivanovich	23/7/20	Biol.	O-286915	[ 16/5/70 ]	UK -
MOSKALEV, Yuriy Ivanovich	23/7/20	--	S-201222	[ 11/70 ]	USA Suis
MOSKALEV, Yuriy Ivanovich	23/7/20	Biol.	S-201222	[ 15/4/71 ]	USSR UK
MOSKALEV, Yuriy Ivanovich	23/7/20	Biol.	S-201222	[ 25/4/71 ]	UK USSR
MOSKALEV, Yuriy Ivanovich	<u>1930</u>	--	--	[ 26/9/71 ]	USSR <del>XXXX</del> USA
MOSKALEV, Yuriy Ivanovich	23/7/20	--	S-201222	[ 10/71 ]	USSR <del>XXXX</del> USA
MOSKALEV, Yuriy Ivanovich	23/7/20	--	S-201222	[ 17/10/71 ]	USA USSR
MOSKALEV, Yuriy Ivanovich	23/7/20	Biol.	S-201222	[ 25/4/71 ]	UK USSR
MOSKALEV, Yuriy Ivanovich	<u>1930</u>	--	--	[ 26/9/71 ]	USSR USA
MOSKALVE, Yuriy Ivanovich	23/7/20	--	S-201222	[ 10/71 ]	USSR USA

<u>NAME</u>	<u>DPOB</u>	<u>OEE</u>	<u>PP#</u>	<u>DATE</u>	<u>FROM</u>	<u>TO</u>
MOSKALEV, Yuriy Ivanovich 23/7/20		--	S-201222	[17/10/71]	USA	USSR
MOSKALEV, Yuriy Ivanovich 23/7/20		Prof	O-068765	[11/11/72]	-	UK
MOSKALEV, Yuriy Ivanovich 23/7/20		Biol	S-201222	[15/11/72]	UK	==
MOSKALEV, Yuriy Ivanovich 23/7/20		--	--	[9/ 3/74]	-	Suis



USSR CONFIDENTIAL CIA-P-312403  
MOSKALEV, YURIY IVANOVICH. 1971.  
INSTITUTE OF BIOPHYSICS,  
MOSCOW.

*CRS PHOTO*

April 1977

MEMORANDUM FOR THE RECORD

SUBJECT: Possible Identity of the "Unidentified Man"  
Photographed in Mexico City in October 1963

REFERENCES: A. Photos Taken in Mexico City by Mexico City  
Station  
B. Paperback Book "Appointment in Dallas"  
C. Soft File, Headquarters Information on  
Yuriy Ivanovich MOSKALEV, Possible  
"Unidentified Man"

1. Photographs of the unidentified man were taken by our Mexico City Station on 2,3,4, and 15 October 1963, going into or coming out of both the Cuban and Soviet Embassies in Mexico City. Copies were provided to the FBI in Dallas, Texas on 22 November 1963. Although cropped copies have appeared in various works, including Volume XX, page 691, of the Warren Commission Report, and the book "Appointment in Dallas", to our knowledge the individual has never been identified.

2. On 17 March 1977, a former member of the Cuban General Directorate of Intelligence (DGI) recognized photographs of the unidentified man as Yuri LNU, a KGB officer, whom he met in Moscow in 1964 while attending an intelligence course there. He said that Yuri, a fluent English and Spanish speaker, was acting as a trouble shooter for the Cuban group, about 15, attending the course. Yuri lived with

the Cuban and Bulgarian groups quartered in the same building in Moscow. Any time the Cubans had a problem, Yuri would solve it for them. Yuri was a good friend of Juan (pseudo) a KGB officer who taught the Cubans about the Agency (CIA) and the West German intelligence apparatus. Juan told the DGI member that he had served in Mexico for about 20 years and in the U.S. clandestinely for about 10 years (specific dates unknown). Yuri was entrusted with their welfare only, and did not attend classes with the Cuban group.

3. SE/X travel records were reviewed in search of an individual by the name of Yuri who possibly fit the description of the unidentified man. This led to an individual by the name of Yuriy Ivanovich MOSKALEV, a Soviet, reportedly a Doctor of Medical Sciences, who has participated in international scientific conferences for the USSR since 1962 or earlier. Although there is no official 201 file on MOSKALEV, there is a sizable dossier on him in the Central Reference Service. Many of the documents in his dossier are OO reports from U.S. scientists concerning MOSKALEV's attendance and behavior at scientific meetings. It is obvious that he has a much greater knowledge of the English language than he admits. His capability is said to improve greatly after a few drinks; however, it is noted that he rarely, if ever, drank at the scientific meetings. It is also noted that on occasions he reportedly was not qualified to represent the Soviets at a particular conference. His papers rarely, if ever, were specific, or presented new data.



Following are items of interest from selected documents in MOSKALEV's CRS dossier:

a. In 1961 PENKOVSKY identified a photo (with no name provided) as that of Col. Yuriy Ivanovich MOSKALEVSKIY, Air Force Col. and GRU officer in the Information Directorate of the GRU.

b. [ In December 1963 the FBI reported '

FBI

c. In October 1963 MOSKALEV was a delegate to the IAEA Symposium on Neutron Irradiation, Brookhaven, Long Island, New York. Described by U.S. scientists as very sharp, MOSKALEV was a frequent commentator on other people's work and made a practice of denigrating their reports with respect to radiation lethality.

d. In October 1967 MOSKALEV participated in the Second International Symposium on Delayed Effects of Bone Seeking Radio Nuclides, Sun Valley, Idaho, arriving two days early. He

14-00000

travelled <sup>ALSO</sup> to Sun Valley and appeared <sup>ALSO</sup> was able to use his knowledge of the English language to get along on his own. Although he complained about not knowing much English, he admitted writing the English version of the paper he presented. MOSKALEV attempted to make propaganda of a paper by a West German scientist. A respected U.S. scientist said he frankly did not believe MOSKALEV's findings. MOSKALEV took copious notes on all papers, which indicated he understood what was going on. He also took many pictures with a 35 mm camera. From questions MOSKALEV asked, it was obvious that he knew English quite well. Although considerable time was spent arranging for MOSKALEV to visit a U.S. laboratory en route to his home, he took a different route, without telling anyone of his plans, and did not visit the lab. <sup>FBI</sup>

FBI

STATE  
DEPT

STATE

4. On 23 March 1977 several identification experts of the Disguise and Identification Section of OTS/GAD compared photos of the unidentified man with photos of ~~XXXX~~ Yuriy Ivanovich MOSKALEV from the FBI, British Liaison, and CRS. It was their opinion that MOSKALEV could very likely be identifiable with the unidentified man.

5. Page 59 of the book "Appointment in Dallas," shows an Identi-Kit Model composite of an individual who told the author in London in 1972 that he was involved in the assassination of President Kennedy. The composite of that individual (code name "Saul"), whose real name is unknown to the author, bears a striking resemblance to the photos of Yuriy Ivanovich MOSKALEV. According to the author "Saul" identified the picture shown in the Warren Commission Exhibit #237 as having been taken at the Russian Embassy in Mexico City, either in the foyer or just outside.

6. The author of the aforementioned book, Hugh C. McDonald, is the inventor of the Identi-Kit and at one time was under contract to CIA in regard to the Identi-Kit. McDonald claims in his book that he met "Saul" at an office in CIA Headquarters sometime after the Bay of Pigs invasion, and that a colleague of McDonald told him that "Saul" was an assassin.

7. There are striking parallels between the backgrounds of "Saul" as given in McDonald's book, and MOSKALEV. For example:

"Saul"

Pg. 7 - CIA allegedly knew of Saul. McDonald said he first met Saul in CIA Hqs. CIA took picture of Saul that started McDonald's investigation.

Pg. 59 - See Identi-Kit composite of "Saul".

Pg. 60/61 - McDonald states it was obvious that FBI and CIA were compromised at the very top since both Agencies denied knowledge of "Saul". Noone wanted to hear anymore about him.

↓ AGENCY INFO.  
MOSKALEV

According to Office of Security, McDonald has been in touch with CIA in relation to his Identi-Kit. His ~~SECRET~~ <sup>FILE</sup> states he was a cleared source of LAFO/DCS - doi September 1969. (contract agent) It is true that Mexico City Station took photos of "Saul" that McDonald claimed started his investigation.

CDH comment: See photos of Yuriy Ivanovich MOSKALEV. He bears striking resemblance to "Saul."

Helms, the DDP testified under oath that he didn't know "Saul."

Pg. 69 - McDonald began his search of "Saul" in 1970. It began, he said, with a call from an unidentified woman who arranged a meeting in London and told him she believed the Russians had a germ warfare installation in Vozrozdnya, in the Aral Sea. McDonald obtained CIA approval to make contact.

Pg. 70 - In Germany in 1945 McDonald knew of 12 people (Poles, Czechs, Rumanians, Germans, Scandinavians, 2 Russians) who feared and hated Russia. They formed org. to observe, analyze, and report all future activities within Russia and Russia sphere of control. Most had legitimate jobs.

Pg. 71 - 24 Sept 70 McDonald left for London with "Saul's" picture. McDonald said both he and Saul were contract men for CIA. Saul did dangerous jobs for private interests.

Pg. 73 - McDonald learned that on Island of Vozrozdnya, Aral Sea, germ warfare was being planned against U.S. (Russians transmit germs in jet streams).

Note MOSKALEV's scientific background and travel. He was in the U.K. in 68,70, 71 and 72. Background is biophysics. MOSKALEV's (GRU) contact BUBNOV/"specialized in chemical warfare".

MOSKALEV was allegedly imprisoned during war because of his German descent or for black market dealings. Could he be a double agent?

McDonald met Saul in London July 72. MOSKALEV travel shows him in London Nov 72.

Pg. 75 - McDonald showed photo of Saul to man. Man asked if McDonald's interest had to do with murder of Pres. in 1963. McDonald said no, he wanted to talk to him (Saul) on business.

Pg. 76 - By now McDonald was sure that "Saul" was reasonably well-known in highly specialized circles on the European continent.

MOSKALEV is known in international circles as scientist.

Pg. 81 - McDonald says that co-relation between activity on Vozrozdnya and new types of influenza in U.S. is disturbingly exact.

Pg. 92. - Man told McDonald in summer of 1970 on outskirts of Gormisch, that he was dying from radiation sickness. He was flown to Vozrozdnya where he was lead to believe there was hospital that specialized in cases of radiation sickness and he would be looked after by famous doctors.

MOSKALEV was delegate to 2nd International Congress on Radiation Protection, Brighton, U.K. 3-8 May 70.

Was interviewed by 3 Russian specialists: Emile KROPTATE  
Peter GORSACH  
Marion LENTZEN

Pg. 95 - At hospital ~~was~~ was orderly by name of Ivan. There were other young interns, orderlies, etc., there.

Pg. 99 - Some months before Kennedy was killed, an inquiry was being circulated, about this man (Saul). Someone wanted to contact him. Word went out that someone needed his services.

Pg. 109 - An alleged former (McDonald called Kimsey) Agency employee/said the scheme which "Saul" described to kill the president/ could not possibly have been activated without help from very high places in this country. (U.S.)

Pg. 117 - Saul did not know he was being called Saul.

Pg. 119 - Saul told Kimsey that he often used limp as part of his disguises.

Pg. 120 - In Zurick in 1972 McDonald saw four men. Three Arabic and one who had a blunt, Slavic fact with a broad-typed nose, about 40.

MOSKALEV's middle name is Ivanovich; so is BUBNOV's .

Could this have been MOSKALEV?

Pg. 121 - Kimsey felt that Saul was a middle-European, so probably grew up with German as second language. "Saul" spoke English like an American.

MOSKALEV has much greater knowledge of English than he pretends or admits.

Pg. 143 - "Saul" said he came back to the U.S. for a short period one time, lived in Southern Calif. for about a month, or six weeks, then moved to Mexico. Said business was good in Mexico, and that made it easy, or easier, to try to make contact with whoever was trying to make contact with him.

Pg. 164 - "Saul" said a contact he named Troit would have OSWALD in Mexico City 26 Sept to 3 Oct. [ ] and that OSWALD would call on both the Cuban Consul and Soviet Consul.

knew/ According to our records, OSWALD was in Mexico City between those dates, and was in contact with the Cuban and Soviet Consuls.

"Saul" said he did not have a photo of OSWALD but had a contact in the Soviet Embassy would do the job (identify OSWALD) for him. Saul said OSWALD did show up in Mexico City and was fingered to him. He sat close to him in restaurants and cafeterias.



Page 167: "Saul" said he left McDonald said that as a professional for the U.S. in Nov 1963 but would assassin with international clientel, not say how or where he crossed "Saul" had to master the art of the border. On evening of the crossing borders illegally, so that 20th of Nov he was in Dallas. no record is kept. False passports are easiest methods.

Page 177: "Saul" described how he shot President Kennedy from 2nd story window of County Records Bldg.,

Page 178: "Saul" said that he used "limp" disguise" out of bldg., and in 2 hours was out of the U.S. Could "Saul" be mystery man who boarded plane for Havana? See DIRECTOR 36054. Flight from Mexico City reportedly delayed from 1700 to 2200 hours for passenger who arrived at 2130.

Page 182: McDonald remembers "Saul's" statement that long before the Warren Commission even existed he had been told that there was a possibility that such a bullet would be planted to tie in OSWALD's rifle positively to the shooting.

It therefore appears that the mere existence of CE No. 399 tends to prove the accuracy of "Saul's" statement and the presence of a conspiracy.

Page 185: McDonald ... he believes

"Saul" was telling true story.

CDH - I do too.

Page 94: McDonald finds buck passing so pervasive that he cannot escape suspicion of a continued and officially backed cover-up.

Page 199: McDonald said he thinks Herman KIMSEY (what was true name?) was the mentor or contact for "Saul" wherever Saul worked with the Agency.

Can we identify KIMSEY? Was he really working for Agency?

Page 203: "Saul" moves from country to country, avoiding the U.S. except in extremis but keeping in touch with his contacts in Guatemala and Mexico. He calls THEM. Spends much time in Europe. Has no wife, children, or friends. Is voracious reader.

Page 204: "Saul" went into Westbury Hotel without a tie.

Page 205: "Saul" had recently given up smoking (1972?) but still had nicotine stains on fingers.

Does MOSKALEV smoke?

Chris Hopkins  
LAD/JFK Task Force

14-00000

27 September 63: OSWALD went to Cuban Embassy, Mexico City and made appointment for visa to Cuba on way to USSR. OSWALD to Soviet Embassy to get letter of recommendation. They wouldn't give it to him because they didn't know who he was.

OSWALD went to Soviet Embassy on 27 Sept.

" then went back to Cuban Emb. on 27 Sept. Valery KOSTIKOV talked with Sylvia Duran and said Soviet had never heard of OSWALD.

14-00000

SUBJECT: Unidentified Man Seen Going into Cuban and Soviet  
Embassies in Mexico City in Oct 1963.  
Photos Taken by Mexico City Station







14-00000  
Subject: Unidentified Man

1. A photograph of this unidentified man was published in the Warren Commission report on the assassination of President Kennedy. Copies have also been widely distributed in news media by journalists critical of the Warren Commission investigation. The subject visited the Cuban and Soviet Embassies in Mexico City during October 1963.

2. As of October 1963, he was described as:

7 Apparent age: 35

Athletic build

7 About 6 feet tall

Blond, receding hairline with balding top

Wore khakis and sport shirt.

UNCLASSIFIED

INTERNAL ONLY

CONFIDENTIAL

SECRET

### ROUTING AND RECORD SHEET

SUBJECT: (Optional)

Case 53034

FROM:

DCD/OSG/Alien Branch

203 Key Building

EXTENSION

2775

NO.

DATE

6 Apr 1977

TO: (Officer designation, room number, and building)

DATE

RECEIVED

FORWARDED

OFFICER'S INITIALS

COMMENTS: (Number each comment to show from whom to whom. Draw a line across column after each comment.)

1. LA/COG/NY  
Attn: [redacted]  
3D 5325

REF: LA/COG-068-77, dated 3 Mar 77.

Attached copy of memo SF-137-77, dated 29 March is in response to reference. Attached also are related photographs.

[redacted] lgt

2.

3.

4.

5.

6.

7.

8.

9.

10.

11.

12.

13.

14.

15.

E 2 IMPDET CL BY 006875

FORM 3-62

610 USE PREVIOUS EDITIONS

SECRET

CONFIDENTIAL

INTERNAL USE ONLY

UNCLASSIFIED



UNITED STATES GOVERNMENT

# Memorandum

SF-137-77

TO : Chief, Domestic Collection Division  
ATTN : OSG/Alien ██████████  
FROM : Chief, San Francisco Office

DATE: 29 March 1977

SUBJECT: Case 53,034 - Resettlement Case

REF : ALN-71-77

1. Subject examined the photographs of the unidentified man very carefully but was unable to provide any information. We did not mention the fact that a photograph of the man had been published in the Warren Commission report until Subject said that he was unable to identify the man. Subject still could not make any comment about the identity of the man.

2. We are returning the photographs of the man as requested. We regret that Subject was unable to be of greater assistance on this matter.

*E. Ames*  
EBAmes:mm

*for Charles R. Carlsen*  
for CHARLES R. CARLSEN

Enc: Photographs

E 2 IMPDET CL BY 031686

UNCLASSIFIED

INTERNAL ONLY

CONFIDENTIAL

SECRET

### ROUTING AND RECORD SHEET

SUBJECT: (Optional)

FROM: OTS/GAD/A/OPS <sup>AM</sup> 227 Central Bldg

EXTENSION  
2444

NO. AB MEMO NO. 194  
DATE 29 MARCH 1977

TO: (Officer designation, room number, and building)

DATE  
RECEIVED      FORWARDED

OFFICER'S INITIALS

COMMENTS (Number each comment to show from whom to whom. Draw a line across column after each comment.)

NO.	TO: (Officer designation, room number, and building)	DATE		OFFICER'S INITIALS
		RECEIVED	FORWARDED	
1.	DC/OTS/GAB/A	29 Mar 77		✓
2.		/	/	/
3.	C/OTS/GAD	/	/	/
4.				
5.	Deputy Chief, Latin America Div 3C2019 HQS			CH 6
6.				
7.	LAD/TASK FORCE			
8.	Hopkins			
9.				
10.				
11.				
12.				
13.				
14.				
15.				

In filing MODICARIV.

2 photos -  
1 from FBI (State)  
1 from Bud. Liaison

SECRET

CONFIDENTIAL

INTERNAL USE ONLY

UNCLASSIFIED

SECRET

AB MEMO NO. 194  
29 MARCH 1977

MEMORANDUM FOR: Deputy Chief, Latin America Division

ATTN : Chris Hopkins

FROM : Graphics and Authentication Division/Senior Operations Officer

SUBJECT : Photo Comparison

REFERENCE : DDO/LA Division Memo, dated 25 March 1977

1. On 23 March, Chris Hopkins of Latin America Division handcarried photographs to OTS/GAD for identification comparison. These photos were examined by the undersigned and two identification experts of the Disguise and Identification Section.

2. The results of the comparison is as follows:

A. Facial Shape - Close similarities, although there are slight differences which are probably due to subject's age differences.

B. Chin - Fair similarities-the loss of muscletone due to ageing is most apparent here.

C. Hair Line - Again good similarity with the natural ravages of time factored in.

D. Set and Proportion of Eyes and Eyebrows - Close similarities. (Comparison of eye detail is not possible due to poor photo quality)

E. Nose and Caliper Lines - Close similarities in the nose but the younger man has no sign of the distinctive caliper lines which extend from the nose to either side of the mouth on the known Soviet. This could be explained by loss of muscletone and/or differences in lighting.

F. Mouth - The shape, proportion and expression of the mouth and the whole area from the tip of the nose to the tip of the chin is perhaps the most distinctive characteristic of both subjects. Here the similarities are very close.


SECRET

SECRET

SUBJECT: Photo Comparison  
PAGE -2-

G. The proportions of the head, cheek bones and the body style of the younger man tend to indicate he is of slavic origin.

3. The results of this type comparison are rarely absolute and are usually limited by poor photo quality or differences in viewing angle. With that understood it is our opinion the two subjects of the forementioned photo comparison could very likely be the same person. If additional photographs of the subjects, particularly if they are of better quality, are obtained, we would be happy to examine those as well.



Antonio J. Mendez  
Senior Operations Officer,  
OTS/Graphics and Authentication Division

SECRET



SECRET

5 MAR 1977

MEMORANDUM FOR: Chief, OTS/GAB  
ATTENTION : Acting Chief, OTS/GAB/DIS  
FROM : George V. Lauder  
Deputy Chief, Latin America Division  
SUBJECT : Photo Comparison

This is the official follow-up, requested by you, of the visit to your office by Chris Hopkins on 23 March 1977 for the purpose of photo comparison. Although a preliminary analysis was given Ms. Hopkins at that time, it was understood that you would provide a written analysis for the record. Your assistance is much appreciated.

/s/ George V. Lauder  
George V. Lauder

DDO/LAD Task Force/CHopkins:rp(25 Mar 77) 1839

Based on: Photos of unknown man taken in front of Soviet and Cuban Embassies in Mexico City in October 1963; Photos of Yuri Ivanovich MOSKALEV.

Distribution:

Orig. & 1 - Addee  
1 - LAD/Task Force Chrono  
1 - Chris Hopkins  
1 - DC/LA

E2 IMPDET  
CI RV 056852

SECRET  
AND METHODS MAINTAINED

SECRET

30 2019

Source - Ramiro Perez Rodriguez

SECRET

*cin*

ALN-72-77  
11 March 1977

MEMORANDUM FOR: Chief, Miami Field Office


FROM : Chief, Domestic Collection Division,  
Operations Services Group, Alien Branch

SUBJECT : Case 57845

1. Please show the attached photographs of an unidentified man to Subject. A photograph of this man was published in the Warren Commission report on the assassination of President Kennedy. Copies have also been widely distributed in news media by journalists critical of the Warren Commission investigation. The unidentified man visited the Cuban and Soviet Embassies in Mexico City during October 1963. As of October 1963, he was described as approximately 35, athletic build, about 6 feet tall, blond receding hairline with balding top, and wore khakis and sport shirt.

2. We would appreciate any information Subject is able to provide on this man.

3. Should you obtain any OIR reports, please use referent CPLA-006877.

  
JACKSON R. HORTON

Attachments:  
As stated

FJN*h*ec/ltg

WARNING NOTICE  
SENSITIVE TO FOREIGN SOURCES  
AND METHODS INVOLVED

E 2 IMPDET CL BY 006875

SECRET



CONFIDENTIAL 181600Z MAR 77 STAFF

CITE DCD/MIAMI 13919

TO: DCD/HEADQUARTERS.

WNINTEL/WOMACE INTERNAL USE ONLY

MIAMI OIR-06870-77

SUBJECT: UNIDENTIFIED KGB OFFICER

REF: DCD CASE 57845  
CPLA-006877

1. ON 17 MARCH 1977, A FORMER MEMBER OF THE CUBAN GENERAL DIRECTORATE OF INTELLIGENCE (DGI) WAS REQUESTED TO IDENTIFY AND PROVIDE INFORMATION ON AN UNIDENTIFIED MAN. THE FORMER DGI MEMBER IDENTIFIED THE MAN AS YURI (LNU), A KGB OFFICER, WHOM HE MET IN MOSCOW IN 1964 WHILE ATTENDING AN INTELLIGENCE COURSE IN THAT CITY. HE SAID THAT YURI, A FLUENT ENGLISH AND SPANISH SPEAKER, WAS ACTING AS A TROUBLESHOOTER FOR THE CUBAN GROUP, ABOUT 15, ATTENDING THE COURSE.

2. THE FORMER DGI MEMBER SAID THAT THE CUBAN GROUP, ALONG WITH THE BULGARIANS, WERE QUARTERED IN THE SAME BUILDING IN MOSCOW AND THAT YURI LIVED WITH THEM. ANYTIME THAT THE CUBANS HAD A PROBLEM YURI WOULD SOLVE IT FOR THEM. HE ALSO SAID THAT YURI WAS A GOOD FRIEND OF JUAN (PSEUDO), A KGB OFFICER WHO TAUGHT THE CUBANS ABOUT THE AGENCY AND THE WEST GERMAN INTELLIGENCE APPARATUS. JUAN TOLD THE FORMER DGI MEMBER ONE DAY THAT HE HAD SERVED IN MEXICO FOR ABOUT 20 YEARS AND IN THE US CLANDESTINELY FOR ABOUT 10 YEARS. AT THE TIME JUAN WAS ABOUT 55 YEARS OLD. YURI DID NOT ATTEND CLASSES WITH THE CUBAN GROUP. HE WAS ONLY ENTRUSTED WITH THEIR WELFARE.

E2 IMPDET CL BY 011668  
CONFIDENTIAL

TI		SMITTAL SLIP		DATE	March 11
TO: Chris Hopkins					
ROOM NO.		BUILDING			
3D57					
REMARKS:					
<p>BU-4 Amber</p> <p>1:??</p> <p>100</p>					
FROM: Mailly LY/INFO					
ROOM NO.		BUILDING		EXTENSION	
1E41				1479	

FORM NO. 241  
1 FEB 55

REPLACES FORM 36-8  
WHICH MAY BE USED.

(47)

National Library of Medicine

PROG:

1

~~AU - Moskalev YI~~

AU - Levdik TI

AU - Lyubchanskii ER

AU - Nifatov AP

AU - Erokhin RA

AU - Buldakov LA

AU - Lemberg VK

AU - Koshurnikova NA

AU - Filippova LG

AU - Ternovskii IA

TI - Metabolism and biological effects in rodents of Plutonium and other actinide elements. pp. 1214-32.

SO - In: Nygaard OF, et al., ed. Radiation research: biomedical, chemical, and physical perspectives. New York, Academic Press, 1975. W3 IN558 197r. :

SS 2 /C?

USER:

MOS

TO: SMITTAL SLIP		DATE
		25 Mar 71
TO: Chris Hopkins		
ROOM NO.	BUILDING	
3D57		
REMARKS:		
<p>BU-4 amber</p>		
FROM: Mailby 47/Info		
ROOM NO.	BUILDING	EXTENSION
1E41		1479

FORM NO. 241  
1 FEB 55

REPLACES FORM 36-8  
WHICH MAY BE USED.

(47)

Soviet Periodicals in Biomedicine (New publication)  
1974

NAME: MOSKALENKO M P  
SPECIALIZATION: INTERNAL MEDICINE  
CAREER POSITIONS: INST OF CARDIOLOGY IN A L NYASHKOV, MNS USSR, M  
PUBLICATIONS, ARTICLES: "CHANGES OF THE TOTAL AND RENAL HEMODYNAMICS IN ORTHOSTATICS IN HEALTHY PERSONS AND IN ORTHOSTATIC HYPOTENSION" (CO-AU)  
"COMPENSATORY CHANGES IN THE KIDNEYS IN UNILATERAL AFFECTIONS AND NEPHRECTOMY" (CO-AU)  
"THE DIURETIC AND HYPOTENSIVE EFFECT OF UREGIT (ETHANOLIC ACID)" (CO-AU)

NAME: MOSKALENKO YU D  
SPECIALIZATION: CARDIOVASCULAR SURGERY  
CAREER POSITIONS: DIV OF VASCULAR SURGERY, INST OF CARDIOVASCULAR SURGERY IN A N BAKULEV, MNS USSR, M  
PUBLICATIONS, ARTICLES: "THE CLINICAL PICTURE, DIAGNOSIS AND SURGICAL TREATMENT OF CONGENITAL ARTERIOVENOUS FISTULAS OF PERIPHERAL VESSELS" (CO-AU)  
"HEMODYNAMICS WITH ARTERIOVENOUS FISTULAS (ON DATA OF CARDIOGRAPHY AND SCANNING OF THE HEART CAVITIES)" (CO-AU)

NAME: MOSKALENKO, YURIY YEVGEN'YEVICH  
SPECIALIZATION: PHYSIOLOGY  
CAREER POSITIONS: HEAD, LAB OF REGULATION OF BLOOD CIRCULATION IN THE BRAIN, INST OF EVOLUTIONARY PHYSIOLOGY AND BIOCHEMISTRY IN I N SECHENOV, AS USSR, M  
PUBLICATIONS, BOOKS: INTRACRANIAL BLOOD CIRCULATION UNDER THE CONDITIONS OF STRESS AND WEIGHTLESSNESS, V, 1971 (CO-AU)  
DYNAMICS OF BLOOD FILLING OF THE BRAIN UNDER NORMAL CONDITIONS AND DURING GRAVITATIONAL LOADS, L, 1967


NAME: MOSKALEV, YURIY IVANOVICH  
SPECIALIZATION: ROENTGENOLOGY AND MEDICAL RADIOLOGY  
CAREER POSITIONS: INST OF BIOPHYSICS, M  
PUBLICATIONS, ARTICLES: "CHANGES IN LENS OF RATS AFTER TOTAL EXTERNAL BETA-IRRADIATION" (CO-AU)  
"THE COMPARATIVE EFFECTIVENESS OF EUROPIUM-152 AND CURIUM-244" (CO-AU)  
"THE DISTRIBUTION AND BIOLOGICAL EFFECT OF CALIFORNIUM-252" (CO-AU)  
"THE EFFECT OF SUB-ACUTE 2812R DOSES ON RABBITS" (CO-AU)  
"EXPERIMENTAL INVESTIGATIONS ON RADIOBIOLOGY IN THE USA"  
"WAYS AND PRINCIPLES FOLLOWED IN APPLYING ANIMAL EXPERIMENTAL DATA TO MAN"  
PUBLICATIONS, BOOKS: THE RADIOBIOLOGICAL EXPERIMENT AND MAN, M, 1969  
PROBLEMS OF THE DISTRIBUTION AND EXPERIMENTAL EVALUATION OF PERMISSIBLE LEVELS, M, 1966 (CO-AU)

NAME: MOSKALIK K G  
SPECIALIZATION: ONCOLOGY; ROENTGENOLOGY AND MEDICAL RADIOLOGY  
CAREER POSITIONS: RESEARCH INST OF ONCOLOGY IN M N PETROV, L  
PUBLICATIONS, ARTICLES: "EFFECT OF ENERGY MAGNITUDE OF IMPULSE AND RHYTHM OF IRRADIATION ON THE ANTITUMOR EFFECT OF LASER RADIATION" (CO-AU)  
"OPTIMUMS ON THE USE OF LASERS IN ONCOLOGY" (CO-AU)

NAME: MOSKOVICH E G  
SPECIALIZATION: INTERNAL MEDICINE  
CAREER POSITIONS: CLINICAL HOSPITAL IN S P BOTKIN, M  
PUBLICATIONS, ARTICLES: "DEVELOPMENT OF A GRAVE FORM OF DIABETES MELLITUS AND OF HYPERGLYCEMIA IN TWO PATIENTS AFTER TAKING HYPOTHIAZIDE" (CO-AU)  
"TWO CASES OF HYPEROSMOLAR COMA DURING DIABETUS MELLITUS" (CO-AU)  
PUBLICATIONS, BOOKS: DIABETES MELLITUS AND DISEASES OF THE EYES, M, 1966 (CO-AU)

NAME: MOSKOVINA O YA  
SPECIALIZATION: ONCOLOGY; VIROLOGY  
CAREER POSITIONS: EXPERIMENTAL TUMOR THERAPY LAB, RESEARCH INST OF ONCOLOGY IN P A GERTSEN, M  
PUBLICATIONS, ARTICLES: "THE EFFECT OF A COMBINED THERAPY OF VIRAL LEUKEMIA OF MICE WITH CYCLOPHOSPHATE AND COMPLETE FREUND ADJUVANT" (CO-AU)  
"STIMULATION OF CC57BR-NV VIRAL RETICULOSARCOMATOSIS BY COMPLETE FREUND'S ADJUVANT IN MICE" (CO-AU)  
"STIMULATION OF RAUSCHER-VIRUS-INDUCED LEUKEMIOGENESIS BY COMPLETE FREUND'S ADJUVANT" (CO-AU)  
EDUCATION: DR MED SCI (1967)  
SPECIALIZATION: PEDIATRICS; ORTHOPEDICS AND TRAUMATOLOGY  
CAREER POSITIONS: HEAD, CHAIR OF PEDIATRIC SURGERY AND ORTHOPEDICS, STATE MEDICAL INST, TOMSK, RSFSR

for Chris M.



DIRECTORATE OF INTELLIGENCE

# Intelligence Information Report

~~6602547~~

This material contains information affecting the National Defense of the United States within the meaning of the Espionage Laws, Title 18, U.S.C. Secs. 793 and 794, the transmission or revelation of which in any manner to an unauthorized person is prohibited by law.

Dupe.

C-O-N-F-I-D-E-N-T-I-A-L

COUNTRY	USSR	REPORT NO.	OO- <sup>E-324/37776-71</sup>
SUBJECT	Visit to US by Yu I Moskalev and Alex Moiseev/Current Positions/Moskalev's Research Program/Personality Data	DATE DISTR.	<u>23 DEC 71</u>
		NO. PAGES	2
		REFERENCES	

DATE OF INFO. October 1971

PLACE & DATE ACQ. BY SOURCE US/October 1971

**THIS IS UNEVALUATED INFORMATION**

SOURCE US biophysicist who had conversations with Yu I Moskalev and Alex Moiseev during the visit of the two Soviets to the US in October 1971.

1. In October 1971 Dr Yu I Moskalev, Institute of Biophysics, Ministry of Public Health, Moscow and Dr Alex Moiseev, Central Advanced Institute for Training of Physicians, Moscow, visited several US biological and biophysical research facilities. During one of these visits it was learned from Moskalev that he is the Chairman of the USSR equivalent to the US National Council on Radiation Protection. In this position, Moiseev is Moskalev's secretary.
2. Moiseev was a difficult individual to figure out. He stated that his training is in health physics and that his job in the USSR is to be informed at all times of the status of US health physics and radiation protection programs. He said that he reads the US journal "Health Physics" regularly as well as other Western radiation research journals. Although in discussions with Moiseev he appeared to be technically competent, he kept very close to Moskalev and rarely let him out of his sight. If Moiseev is Moskalev's "guardian" (as he appeared to be) he let his own guard down during a cocktail party hosted by Dr David M Taylor, Department of Biophysics, Institute of Cancer Research, Belmont, UK. During the course of the evening Moiseev consumed countless gin and tonics until he could barely articulate. Moskalev, on the other hand, sipped one or two drinks all evening.
3. Moskalev was a very adept diplomat. He finds it easy and convenient to adopt his conversation to whatever kind of group he is with. He talked at considerable length about the role of women in the Soviet economy and mentioned that his own wife is a pathologist. He was always much freer in his conversation when Moiseev was out of hearing.
4. In terms of his professional work, Moskalev stated that he has a program in the USSR of exposing dogs to various doses of radiation to learn the biomedical effects of radiation. It is a program quite similar to that at the Lovelace Foundation in Albuquerque, New Mexico. The major difference being that whereas the Lovelace inhalation experiments involve only the beagle dog, the Soviets do not use a controlled breed, but rather use mongrels. Moskalev's budget, which

5  
4  
3  
2  
1

5  
4  
3  
2  
1

U YES

C-O-N-F-I-D-E-N-T-I-A-L

GROUP 1  
Excluded from automatic  
downgrading and  
declassification

S YES

**CONTROLLED DISSEM**

**NO DISSEM ABROAD**

The dissemination of this document is limited to civilian employees and active duty military personnel within the intelligence components of the USIB member agencies, and to those senior officials of the member agencies who must act upon the information. However, unless specifically controlled in accordance with paragraph 8 of DCID 1/7, it may be released to those components of the departments and agencies of the U. S. Government directly participating in the production of National Intelligence. IT SHALL NOT BE DISSEMINATED TO CONTRACTORS. It shall not be disseminated to organizations or personnel, including consultants, under a contractual relationship to the U. S. Government without the written permission of the originator.

C-O-N-F-I-D-E-N-T-I-A-L

he implied was sufficient, comes from the Soviet Ministry of Health. The actual Soviet work with the dogs is virtually parallel that in the US. It involves studying the low level effects of radiation from inhaled or injected materials.

- 5. Moskalev's work appears to be very good as far as it has gone. But he has only worked with nitrates and chlorides of plutonium, not with plutonium oxide. Oxides (solid components) should be of interest to anyone working in this field because the chemical forms of plutonium are quite useful to know about when doing accident type studies -- to understand plutonium metals it is essential to know about plutonium oxide. Whether the Soviets are working only with solutions rather than oxides is not known. It is always possible, of course, that Soviet work with plutonium oxides is classified.

- end -

5  
4  
3  
2  
1

5  
4  
3  
2  
1

C-O-N-F-I-D-E-N-T-I-A-L

600254 <sup>K97</sup>



**Battelle**  
Pacific Northwest Laboratories  
Battelle Boulevard  
Richland, Washington 99352  
Telephone (509) 946-2121  
or 942-1111  
Telex 36921

October 25, 1971

Mr. D. G. Williams  
Manager  
United States Atomic Energy Commission  
Richland, Washington 99352

Dear Mr. Williams:

Report on Visit of USSR Citizens to  
Pacific Northwest Laboratories

Visitors

Professor Yuriy I. Moskaley, Institute of Biophysics,  
Ministry of Public Health, Zhivopisnaya 46, Moscow D-182,  
USSR.

Professor Aleksey A. Moiseev, Central Institute for  
Advanced Medical Studies, 2 Botkinsky proezd 7, Moscow  
A-284, USSR.

Date

Visitors arrived in Richland at 12:35 p.m., September 27,  
1971 and departed early on October 2, 1971. They stayed  
at the Rivershore Motor Inn.

Schedule of Visit

September 27, 1971 - 2:30 p.m. Attended Dedication ceremonies  
for new Life Sciences Laboratory in 300 Area.

6:30 p.m. Symposium banquet at Rivershore  
Motor Inn.

September 28, 29, 1971 - Attended Biology Symposium on The  
Biological Implications of the Transuranium Elements at the  
Rivershore Motor Inn. The symposium was sponsored by the  
AEC Division of Biology and Medicine and Battelle-Northwest.

September 30, 1971 - Attended meeting on Transplutonium Registry  
organized by the AEC Division of Biology and Medicine and  
Hanford Environmental Health Foundation.

October 1, 1971 - Visited Biology Department staff in Life  
Sciences Laboratory, 331 Building, 300 Area.



Participation in Symposium and Transuranium Registry Meeting

Five contributed papers and one invited paper by USSR scientists were included on the symposium program and were presented by Drs. Moskalev and Moiseev. These included:

1. Yu. I. Moskalov. Plutonium-239: Problems of Its Biological Effect (Invited).
2. L. A. Buldakov, Z. I. Kalmykova, A. P. Nifatov, V. N. Doshchenko, I. A. Tseveleva, G. S. Mushkacheva, N. P. Kudasheva, V. M. Pesternikov, V. I. Matveev, A. G. Surina, and V. N. Karpova. Metabolism and Biological Effects of Inhaled  $^{241}\text{Am}$  and  $^{239}\text{Pu}$  in Dogs.
3. N. A. Koshurnikova, V. P. Aristov, V. K. Lemberg, G. S. Mushkacheva, M. G. Poplyko, and I. A. Tseveleva. As to Mechanism of Development of Plutonium Pneumosclerosis.
4. T. I. Levdik, V. K. Lemberg, L. A. Buldakov, E. R. Lyubchanskii, and V. M. Pesternikov. As to Biological Effectiveness of Neptunium-237.
5. A. P. Nifatov, L. A. Buldakov, and V. I. Matveev. Some Late Effects After a Single Inhalation of  $^{239}\text{Pu}$  and  $^{241}\text{Am}$  in Dogs.
6. E. P. Ovcharenko. An Experimental Evaluation of the Effects of Transuranic Elements on Reproductive Ability.

The two visitors presented the Soviet papers in English (Dr. Moiseev speaks English quite well) and participated in the discussions of other papers. The visitors were already acquainted with many attending the Symposium so informal discussions were very common and apparently productive. Representatives from all major U. S. laboratories working on the transuranium elements and from the Atomic Energy Commission were able to meet with the Soviet visitors. The visitors related current status of their studies on biological effects of plutonium in their formal presentations and in their discussions. Their manuscripts have been received and will be published in the Symposium proceedings. During the week, they met with Dr. R. C. Thompson, Symposium Co-chairman to discuss editing of their manuscripts.

Visit to Life Sciences Laboratory

On October 1, Drs. Moskalev and Moiseev were escorted to the 331 Building by W. J. Bair. Discussions with the staff occurred during the day in the conference room with visits to various laboratory facilities occurring as necessary.

Dr. J. F. Park - Past, present, and future experiments on the biological effects of inhaled plutonium in laboratory animals; therapeutic removal of inhaled plutonium, and USSR recommendations to the ICRP to lower plutonium MPC's were discussed. These Soviet scientists have completed more work on the biological effects of inhaled plutonium in animals than any other research group except our own laboratory. The interchange of experimental methods, results, and concepts was valuable for planning our future research and evaluating the results of past and present research. Since they have reported biological effects of inhaled plutonium in experimental animals at extremely low exposure levels and recommended to the ICRP that limits of exposure should be lowered, the opportunity to understand and evaluate their experimental results, interpretation, and logic in making their recommendations was very useful.

Dr. V. H. Smith - Drs. Moiseev and Moskalev were reasonably well acquainted with the field of therapy for plutonium poisoning but not intimately in terms of details or recent Soviet literature; the former because his field was more on the ecological side, and the latter because he has concentrated on radiation effects and ceased active work on removal about ten years ago. Dr. Moskalev was interested in our plans to test phosphorothioic acids as removal agents and mentioned his own work on the removal of  $^{144}\text{Ce}$  with DTPA as an example of the timing of treatment. He stated DTPA was given i.v. to humans in the USSR, not by inhalation, and that Zn-DTPA was not used or being experimented with. The latter is difficult to believe due to his former close relationship with Dr. Catsch. He was not satisfied with the lack of side effects of multiple DTPA treatments and said that some problems with bone in long-term experiments could be due to DTPA but he wasn't aware of the details. Answers to questions about other treatments than DTPA, experience in treating humans, or future plans were not obtained because presumably this was not a primary research concern of Dr. Moskalev, although he did state there was considerable research effort in this field.

Dr. C. L. Sanders discussed our low-level inhaled  $^{238}\text{PuO}_2$  studies (life-span), metabolism of plutonium and cellular interaction with  $\text{PuO}_2$  particles. The Russians were particularly informative in describing their low-level life span studies with  $^{239}\text{Pu}$ . It was learned that Dr. Moiseev is primarily a radioecologist who worked in Siberia and is familiar with oil pipe lines and associated ecological problems such as arctic and lake pollution problems.

Dr. J. E. Ballou discussed their studies with soluble plutonium compounds, comparative metabolism and effects of DTPA, and our americium, plutonium, and cerium work. Dr. Moskalev had tried inhaled EDTA therapy many years ago to no avail. He was interested in our work with age effects on gut absorption and wanted to know why the very young absorb more plutonium. He agreed there is prolonged gut transit time and different intestinal morphology in

17. Sikov, M. R., D. D. Mahlum, T. D. Mahony, and M. F. Sullivan. 1966. Particle Size and Animal Age as Factors in Evaluating Hazards from Ingested Radionuclides. In: Gastrointestinal Radiation Injury, M. F. Sullivan, Ed., pp. 524-535.
18. Mahlum, D. D. and M. R. Sikov. 1969. Physicochemical State as a Determinant of Plutonium-238 Toxicity in the Rat. Health Physics 17, 346-347.
19. Mahlum, D. D. and M. R. Sikov. 1968. Effect of Environmental Temperature and Potassium Consumption on Cesium-137 Metabolism in the Rat. Health Physics 15, 541-543.
20. Mahlum, D. D. and M. R. Sikov. 1968. Distribution of Cerium-144 in the Fetal and Newborn Rat. Health Physics 14, 127-129.
21. Mahlum, D. D. 1971. Modification of the Hepatotoxic Action of Neptunium-237 in the Rat. Toxicology and Applied Pharmacology 18, 696-702.

#### Other Activities

During the week, in addition to participating in the Symposium social functions, they were guests in the homes of Dr. W. R. Lotz, Director, Health and Safety Division, U. S. Atomic Energy Commission, Richland, Drs. W. J. Bair and C. L. Sanders. These occasions were enjoyable for the hosts and, apparently, for the visitors. Dr. Moskalev is an excellent chess player and very patiently played chess with both adults and children. Dr. Moiseev was interested in current fashions and consumer products. Mrs. Bair gave him the current Sears and Roebuck Christmas catalog as an example of consumer products. He was familiar with the mail order concept but we could not determine for certain that it is common in the USSR. Both Drs. Moskalev and Moiseev have dachas near Moscow which indicate they are well up the status ladder in USSR science, but it was also obvious that Dr. Moskalev's dacha is a level above Dr. Moiseev's.

The visitors also expressed interest in our standard of living. The visits to our homes seemed to dispel some doubts they might have had about our standard of living. They seemed particularly to enjoy the opportunity to meet our children.

#### Comment

All those having an opportunity to meet with our Soviet guests were impressed by their congeniality, willingness to discuss their research, interest in our family life, and the spirit of good will

REPORT ON VISIT OF FOREIGN SCIENTISTS, OCTOBER 4, 1971 3316

There were four guests in the group:

Dr. (Prof) Yuri I. Moskalev; Inst. of Biophysics, Ministry of Public Health, Moscow, 6002547

Dr. Alexei A. Moiseev; Central Inst. for Advanced Medical Studies, Moscow

Dr. Jean-Claude Nénot; CEA, Centre D'Etudes Nuclaires, Fontenay-aux-Roses, France.

Dr. R. Masse,; CEA as above.

The four visitors were not traveling together, but by coincidence were participants at the same Transuranium Biology Symposium at Hanford during the week of Sept. 26. They were in San Francisco by chance at the same time and desired to visit Berkeley on the same day.

Mrs. Ann Low-Beer picked up the four guests in San Francisco and brought them to the Donner Laboratory where they were greeted by Dr. John Lawrence. Drs. Donald Van Dyke, James McRae, and Howard Parker took them on a short tour of the Anger camera facility and whole-body counting and scanning equipment. The current uses and potential in medical diagnosis were discussed. Major questions concerned the use of these instruments in monitoring and assessing the extent of persons contaminated with radionuclides in industrial accidents.

Lunch was attended by Dr. Hardin Jones, the four guests, Drs. Van Dyke and Parker, and Dr. Patricia Durbin, who acted as hostess and guide through the day. Topics discussed at lunch were centered about the Transuranium symposium. The efficacy of two new techniques to remove lung contamination by alpha-emitting isotopes was considered. The two techniques are lung lavage and aerosolized chelating agents, particularly DTPA.

A tour of Bldg. 74 followed lunch. Three of the visitors are biologists-- Drs. Moskalev and Nénot are physicians, and Dr. Masse is a veterinarian -- and all deal with animal experiments or the interpretation of the results of animal experiments. They were much interested in how one achieved and managed a "biologically clean" rodent colony, in the minimum maintenance rabbit rooms, and the cage-washing facilities. There was some discussion about the 90-Sr-injected monkeys, their exposure levels, years of follow-up, and the essential absence of biological effects at the dose levels in the study.

A two-hour general discussion between and among the four guests and Dr. Durbin followed the building tour. The chief topics discussed were how to explain the observed differences in the metabolism of the transuranic elements among species. The usefulness and verifiability of models of human Pu metabolism were considered at great length. New areas of research in internal emitters problems were considered including the influence of age on local dose and ultimate biological end-points; the usefulness of common experiments with various species particularly those with known variations in iron metabolism, bone formation rates and liver function.

Dr. Durbin proposed a collaborative effort with two of Dr. Moskalev's colleagues. They have collected data on human skeleton weights, but now do not have the time or interest to write up their material. Dr. Durbin has collected all of the 19th century and early 20th century human bone weight data and would like to add the modern Russian material to the set. Dr. Moskalev agreed to propose a joint article with his colleagues looking towards publication in an international journal. He suggested that the original data would be forwarded in any case as soon as it could be copied.

In the late afternoon the visitors toured (briefly) the Bevatron guided by Ralph Thomas; the californium separation facility guided by Francis McCarty; and the Hi-lac guided by Al Ghiorso. Dr. Moiseev, who is a physicist, was very much intrigued by the proposal to make an advanced scientific instrument by joining the Bevatron and the Hi-lac. Dr. Moskalev was not interested in how the machines worked, "physics was not his field," he said, but asked what he as a biologist might do in the nature of radiobiology experiments with such machines.

Dr. Moskalev regretted that it had not been possible to visit with Dr. Tobias. (We could probably have fit in a few minutes or made arrangements for the following day, but I had run them ragged with sight-seeing the day before, Monday was very full, and frankly they were exhausted and needed rest. pwd). They would also have liked to visit the Medical Services group. Mrs. Low-Beer tried to fill them in on the duties and routine of that group.

Comments on money, budgets, problems of communication, demands on time, such as committees, etc. ran through all of the conversations. Dr. Nenot and Dr. Moiseev spoke English and understood it well. Dr. Moskalev and Dr. Masse understood more English than they could speak. All four are chiefly occupied with radiation protection and especially with problems raised by internal emitters. Dr. Moskalev is his country's representative on the ICRP internal dose committee. They all foresee the development of nuclear power in their countries at a fast pace. This obviously includes, as they were careful to point out, Pu fast breeders, hence the overriding interest in Pu and its transplutonium contaminants.

The Russian visitors will be guests of the AEC Division of Biology and Medicine in Washington. (I feel certain we will receive good marks as hosts and as scientists. pwd).

One further point needs to be added. Although nuclear medicine is not a current specialty in either country, and the use of nuclear medical techniques, especially as diagnostic tools, is very limited, the two physicians indicated that they personally were much interested, and there was a definite trend in both countries towards more and more use of such tools. "It is coming", they said.

*J. Durbin*

From OCS/LSD/SBD 25 Nov 70

COUNTRY: USSR

DCHI 00-A(S) 322/33488-70

SUBJECT: Dr. Y. I. Moskalev, Institute of Biophysics, Moscow/Professional Interests/Personal Characteristics/Foreign Travel

13 Nov 70

1. In September 1970, Dr. Yuri Ivanovich Moskalev visited a US facility devoted to research in the field of nuclear medicine. Dr. Moskalev was born on 23 July 1920 in Igumnobo, USSR, which is near Kalinin. In 1922 his family moved to Leningrad. He has lived in Moscow since 1948. In 1958 he became the head of a division comprised of approximately 30 people at the Institute of Biophysics, Soviet Ministry of Public Health, Moscow. He is the best known investigator of the metabolism and toxicity of radioelements in the Soviet Union and has published a number of papers and reviews on this subject. During his visit, he outlined his as yet unpublished experiment on skin carcinogenesis in rats (dosage administered to the body surface by Sr<sup>90</sup> -Y<sup>90</sup> plaques on the sides of the cage) and reported two percent tumors of the skin and some mammary tumors after a 245 rad exposure. It is obvious that he is a careful and trustworthy worker.

2. Moskalev is conversant with English but not fluent, and has some difficulty in finding the correct English words; however, with a little patience, scientific communication is very satisfactory. He is genial, frank, and possesses a good sense of humor. He prefers Leningrad to Moscow, considering the former to be a more traditional and cultured city. His chief recreational diversion is his dacha, near Moscow, to which he sometimes travels by skis in winter (a distance of approximately 20 kilometers).

3. Dr. Moskalev has visited the United States on two previous occasions; once attending the Sun Valley Symposium in 1967 and again for the Annual Hanford Biology Symposium in 1969. He has traveled to other places outside the Soviet Union and was present at a meeting sponsored by the IAEA in Vienna in 1964.

- end -

*also in Oct. 1963*

CONFIDENTIAL

GROUP 1  
Excluded from automatic  
downgrading and  
declassification

USSR

Yuriy Ivanovich MOSKALEV

CURRENT POSITION: Institute Biophysics, Moscow  
since 1953.

BIRTHDATE AND BIRTHPLACE : 23 July 1920; Igumnovo, RSFSR.

EDUCATION : Doctor Medical Sciences.

PARTY MEMBERSHIP: Member. CPSU since 1951.

CAREER : Member, Radiobiology Department, Nuclear Research Institute, Sungul 1951-53 (Head, Pathophysiology Laboratory 1953).

SCIENTIFIC SPECIALTIES : Biological effect of fast neutrons and protons of high energy; blastomogenic effect of ionizing radiation; distribution of yttrium-91, zirconium-95, and niobium-95 in rats after inhalation; distribution of radium isotope thorium-X, antimony-124, tellurium-127, tin-113, cerium-144, and strontium-89, 90; distribution of lead (thorium B) after intra-arterial and intravenous injection; dynamics of white blood cell reaction to irradiation; kinetics of excretion of Nb<sup>95</sup> from organism; blastomogenic effect of 120-Mev protons; primary blood relations induced by ionizing radiation; behavior of cesium-137 in mammals; distribution and biological effect of americium-241; (1963-68).

TRAVEL : International Conference on Diagnosis and Treatment of Radioactive Poisoning, Vienna, October 1962; International Atomic Energy Agency (IAEA) Panel on Toxicity of Incorporated Radionuclides, Vienna, June 1963; Symposium on Radiological Health and Safety in Nuclear Materials Mining and Milling, Vienna, August 1963; visit, Poland, June 1963; Symposium on Biological Effects of Neutron Irradiations, Brookhaven, New York, October 1963; visit, Austria, November 1964; visit, Czechoslovakia, May 1965; Third International Conference on Radiation Research, Cortina d'Ampezzo, Italy, June-July 1966;

CENTRAL REFERENCE  
SERVICE



S-E-C-R-E-T  
NO FOREIGN DISSEM

GROUP 1  
Excluded from automatic  
downgrading and  
declassification

Yuriy Ivanovich MOSKALEV (cont.)

TRAVEL : Second International Symposium on Delayed Effects of Bone-Seeking Radionuclides, Sun Valley, Idaho, September 1967; visit, Salt Lake City, Utah, September 1967; visit, Montreal, September 1967; visit, UK, April 1968.

PERSONAL : About five feet, eight inches tall; graying, dark blond hair, with receding hairline; gregarious; reads, writes, and comprehends English well, but speaks it with less proficiency; wife, Vera Nikolayevna Streltsova, also works at Institute Biophysics.

HONORS : Order Lenin.

mx


21 January 1968

REMARKS : No major changes in Moskalev's career since publication of above report; a recent document refers to him as head of a laboratory at Institute Biophysics; applied for visa June 1970 for four month's stay in US for meetings of United Nations Working Group on Effects of Atomic Radiation. During 1969 published several papers (with co-authors Yu. M. Shtukkenberg, V. F. Zhuravlev, V. N. Strel'tsova, L. A. Buldakov, L. A. Kalmykova, L. A. Yerokhin, V. K. Lemberg): "Recommendations as to the Maximum Permissible Concentrations of Tritium Oxide in Industrial Environment," "Late Effects of Radionuclide Damage," "Role of the Time Factor in Separate and Combined Injury by Cerium-144 and Plutonium-239", "Accumulation-Removal Patterns of Cesium-137 in Adult Dogs; Long-Range Experiment", "Remote After-Effects of Radiation Injury".

ees

9 September 1970





DIRECTORATE OF INTELLIGENCE

# Intelligence INFORMATION REPORT

This material contains information affecting the National Defense of the United States within the meaning of the Espionage Laws, Title 18, U.S.C. Secs. 793 and 794, the transmission or revelation of which in any manner to an unauthorized person is prohibited by law.

C-O-N-F-I-D-E-N-T-I-A-L

COUNTRY USSR/France/Italy      REPORT NO. OO- B-321/20573-70

SUBJECT Second International Congress on Radiation Protection/Unimpressive Soviet Contribution/Lafuma's Work With DTPA at Fontenay-aux-Roses/General Interest in Plutonium Protection      DATE DISTR. 24 Aug 70

NO. PAGES 2

REFERENCES DCS Case 54123  
NAVINTCOM NIP-10-70  
USAFAC/OTSG

DATE OF INFO. May 1970

PLACE & DATE ACQ. BY SOURCE Brighton/Fontenay-aux-Roses - May 1970

THIS IS UNEVALUATED INFORMATION

SOURCE US citizen, radiation physicist who attended the Second International Congress on Radiation Protection, Brighton, UK, 3-8 May 70.

- The Soviet delegation to the Second International Congress on Radiation Protection arrived several days late. As a consequence, the only presentation from the USSR personally attended was a paper entitled, "Disorders in Embryonal Development of Rats after Injection of  $^{131}\text{I}$ ," by A M Lyaginskaya, Y D Parev and S N Sinitsyana. Since this same experiment has been conducted on the human embryo, there was really nothing new or even interesting in Lyaginskaya's presentation.
- A Soviet delegate who was very busy asking many questions at virtually every session personally attended, was Yuriy I Moskalev. Moskalev is a well known scientist in the fields of radiobiology and radiotoxicity. He asked all of his questions through an interpreter, but when answers were given in English he always seemed to understand without benefit of his interpreter. Moskalev indicated to a US attendee that the USSR was finally planning to request membership in the International Radiation Protection Association (IRPA).
- The most interesting work presented at the meeting from a personal point of view was that of Professor J Lafuma, Fontenay-aux-Roses, France. He is charged with the responsibility of setting the plutonium protection standards and removal techniques after exposure to plutonium for all of France. Lafuma's most impressive work involves the success he has had in removing copious amounts of plutonium and other transuranium products from humans using DTPA.
- Lafuma explained that from his point of view he was concerned with only two primary aspects of human contact with plutonium, inhalation and wounds. His studies have shown, of course, that the earlier treatment is begun the better the results; but also he has found it easier to decontaminate an area of the body exposed to plutonium through contact or a wound than to remove it from the lungs. Lafuma has used intravenous injection exclusively for the treatment of wounds and finds that a very significant amount of the transuranium particles are discharged from the body in urine. For the treatment of inhaled particles, Lafuma has used both DTPA aerosols and injection. He finds his results from injection are better than the use of aerosols, even in lung decontamination.

5  
4  
3  
2  
1

U YES

C-O-N-F-I-D-E-N-T-I-A-L


GROUP 1  
Excluded from automatic  
downgrading and  
declassification

S YES

CONTROLLED DISSEM

NO DISSEM AERC

The dissemination of this document is limited to civilian employees and active duty military personnel within the intelligence component, the USIB member agencies, and to those senior officials of the member agencies who must act upon the information. However, unless specifically troled in accordance with paragraph 8 of DCID 1/7, it may be released to those components of the departments and agencies of the U. S. Govern directly participating in the production of National Intelligence. IT SHALL NOT BE DISSEMINATED TO CONTRACTORS. It shall not be disseminat organizations or personnel, including consultants, under a contractual relationship to the U. S. Government without the written permission of the origi



This material contains information affecting the National Defense of the United States within the meaning of the Espionage Laws, Title 18, U.S.C. Secs. 793 and 794, the transmission or revelation of which in any manner to an unauthorized person is prohibited by law.

C-O-N-F-I-D-E-N-T-I-A-L

COUNTRY International/USSR  
 REPORT NO. OO-B-321/17309-70  
 SUBJECT Second Congress of the International Radiation Protection Association, Brighton, UK, 3-8 May 1970/Biology and Ecology of Polonium and Radiolead Conference, Sutton, UK, 30 April - 1 May 1970/Current Research and Findings  
 DATE DISTR. 1 Jul 70  
 NO. PAGES 2  
 REFERENCES DCS Case 54,123  
 NAVINTCOM NIP-10-70  
 DATE OF INFO. May 70  
 PLACE & DATE ACQ. BY SOURCE Sutton/Brighton: May 70

THIS IS UNEVALUATED INFORMATION

SOURCE US citizen; a professor and researcher in radiation biology at a US university.

[This report was prepared for submission to the US Atomic Energy Commission and is disseminated in accordance with DCID 2/3.]

1. A US radiation biology researcher attended both the Biology and Ecology of Polonium and Radiolead Conference, Sutton, UK, 30 April - 1 May 1970, and the Second Congress of the International Radiation Protection Association, Brighton, UK, 3-8 May 1970.
2. The nature of the Sutton meeting was such that few significant scientific positions were taken: however, in general, the quality of the papers was very high. The scheduled Soviet participants, P V Ramzayev and FNU (Moskaley, were presumably not permitted by the USSR to attend; D Panov (Yugoslavia) was in the US, and D Djuric (Yugoslavia) did not attend for unknown reasons. The countries represented were UK (26), Italy (5), France (1), Sweden (2), Poland (1), South Africa (1), and the US (7).
3. To the extent that the proper "half-life for lead in man" was discussed, the consensus appeared to be that (a) the loss rate can not be represented as a single exponential; (b) the presently available data on baboons and beagle dogs does not extend for a sufficient period of time to provide a measure of the "last slow rate loss constant"; (c) it is likely that lead and radium loss rates will differ because of the selective reutilization of Pb in bone. D Bartrop (UK) and US researchers have been performing experiments which indicate that lead is not bound by red cell membranes, but at sites in the cell interior.
4. C R Hill (UK) provided a useful summary of the contribution of polonium to human radiation dose. He stipulated that the distribution of polonium will depend on whether it is administered as polonium per se or is allowed to grow in an animal as the daughter of an ingested parent. This is a significant consideration to biological researchers engaged in dose calculation work.
5. Twenty-nine countries and five international bodies were represented at the Second Congress of the International Radiation Protection Association. W G Marley (UK) was the congress president and H J Dunster (UK) was the secretary of the scientific program committee. The congress shared the common problems and advantages of similar large meetings. Concurrent sessions inevitably brought about some conflicts in important papers, discussion was generally absent or quite limited, and there was the usual number of papers given in "broken" English by foreign scientists.

U NO

C-O-N-F-I-D-E-N-T-I-A-L

GROUP 1  
Excluded from automatic  
downgrading and  
declassification

S YES

CONTROLLED DISSEM

NO DISSEM ABROAD

The dissemination of this document is limited to civilian employees and active duty military personnel within the intelligence components of the USIB member agencies, and to those senior officials of the member agencies who must act upon the information. However, unless specifically controlled in accordance with paragraph 8 of DCID 1/7, it may be released to those components of the departments and agencies of the U. S. Government directly participating in the production of National Intelligence. IT SHALL NOT BE DISSEMINATED TO CONTRACTORS. It shall not be disseminated to organizations or personnel, including consultants, under a contractual relationship to the U. S. Government without the written permission of the originator.

ROUTING AND FORWARDING SHEET

INSTRUCTIONS

FROM TO FILES

TO: ACRON BRANCH

1. Fill in Sect. 2, on back. Detach back flap and forward to RID.
2. Detach front cover sheet, unless it provides significant action taken or comments requiring preservation.

If file no. and title shown are not proper, insert proper file no. below on 11 and document to RID/AN.

FROM:

RID/AN

PROPER FILE NO.

TO: ALL ADDRESSEES

FILL IN SECTION 1 ON EACH IF APPROPRIATE

COMMENTS

See to E/BC/AN

TO	REQ. NO.	DATE		OFFICER'S INITIALS
		RECEIVED	FORWARDED	
1. SB/O/F4				
2.				
3.				
4. SB/BIO		19		
5.				
6.				
7. RID/APP/REC				WJ
8.				
9.				
10.				
11.				
12.				
13.				
14.				
15.				
16.				
17. RID/PI				

PHOTOS RETAINED BY SB/BIO

**BULKY**

CALL RID/FILES, EXT. 6867  
 FOR ATTACHMENTS. RECORDS  
 CENTER JOB NO. 68-974  
 BOX NO. 8

TRACE REQUEST

ABSTRACT

INDEX

FILE TITLE

FILE NUMBER (PRIMARY CODE)  
 11-P-28

DATE MICROFILMED

DOCUMENT DATE  
 June 69

DOCUMENT NUMBER  
 68-974-8

Chief, SB	INDEXING REQUIRED
Chief, EUR	ONLY QUALIFIED DESK CAN JUDGE INDEXING
Chief of Station, London	MICROFILM
REDTOI/AEUPWARD	
Transmittal of Immigration Cards	

NOTION REQUIRED - REFERENCES

ACTION: For Richard J. ULLMAN

Transmitted herewith is the latest group of photostats of Immigration Cards.

Nelson C. CHIRUCK

PHOTOS RETAINED BY SB/BIO  
SW

Attachment:  
As stated Herewith

Distribution:  
2 - C/SB h/w att.  
3 - C/EUR w/o att.

*1 ALL 1/1  
1 w/o att*

CC COPY

JUN 11 1968  
11-8-28

CROSS REFERENCE TO	DISPATCH SYMBOL AND NUMBER	DATE
	OELA - 49339	7 June 1968
	CLASSIFICATION	HQS FILE NUMBER
	S E C R E T	74-120-158

**INFORMATION REPORT INFORMATION REPORT**

**CENTRAL INTELLIGENCE AGENCY**

This material contains information affecting the National Defense of the United States within the meaning of the Espionage Laws, Title 18, U.S.C. Secs. 793 and 794, the transmission or revelation of which in any manner to an unauthorized person is prohibited by law.

CONTROLLED DISSEM C-O-N-F-I-D-E-N-T-I-A-L NO DISSEM ABROAD

COUNTRY USSR/West Germany/France/Poland      REPORT NO. OO-B-321/27474-67

SUBJECT Y I Moskalev's Paper on Delayed Effects of Bone Seeking Radio Nuclides Disap-  
pointing/Personality Notes/Attempt to Propagandize at West German Scientist's  
Expense/France and Poland Fail to Par-  
ticipate      DATE DISTR. 16 OCT 67  
NO. PAGES 2  
REFERENCES  
DCS Case 49,991

DATE OF INFO. Sep 67 and earlier

PLACE & DATE ACQ. -- Sep 67 and earlier

**THIS IS UNEVALUATED INFORMATION**

SOURCE US citizen, an active researcher in the field of long-range effects of radio nuclides.

1. I was quite surprised when I arrived in Sun Valley, Idaho, to participate in the International Symposium on Delayed Effects of Bone Seeking Radio Nuclides to find that Dr Yuriy I Moskalev of the Institute of Physics, Moscow, had arrived two days earlier. Moskalev had traveled alone to Sun Valley and apparently was able to use his knowledge of the English language to get along on his own. However, he complained to the chairman of the conference that he did not know enough English to read his paper which also required condensation because it was too long for the time allowed. A colleague who had known Moskalev from earlier meetings said Moskalev's knowledge of English improved greatly after a few drinks. However, during this conference, he did not drink at all. He did mention, however, that he had written the English version of the paper he presented himself and said he could read and write English quite well but was deficient in the spoken language.
2. Moskalev's paper concerned the results of a series of experiments utilizing an unusually large number of rats and mice. The numbers he used were far in excess of those that would be used in a western laboratory. These figures were undoubtedly meant to impress his western associates. The data he presented was primarily on Strontium 90. His findings indicated that Strontium 90 was much more toxic than had been reported anywhere in western literature and that it was more carcinogenic than has been previously reported. His technique was almost exclusively injections of radio nuclides. The control he had on his animals was not explained, but very likely was very poor. He claims to have been able to induce cancer in laboratory animals at permissible exposure levels for atomic workers in the US. The animals were not examined for radioactivity, only for the existence of cancer. A respected US scientist with much more experience than Moskalev flatly stated, in private, that he did not believe Moskalev's findings. Moskalev did not ask questions during the question periods. However, he did talk privately to several scientific reporters after their presentations.
3. Dr Heinz Spiess West Germany reported on the results of injections of Radium 224 made during World War II in a wide section of the population in Germany. At that time, there was a mistaken belief that Radium 224 had a very beneficial effect on a person's health. He reported on 242 cases in which all types of cancer were appearing. The results of his observations in human population exposures were very similar to experiments

**INFORMATION REPORT INFORMATION REPORT**

U YES C-O-N-F-I-D-E-N-T-I-A-L GROUP 1  
Excluded from automatic  
downgrading and  
declassification S YES

The dissemination of this document is limited to civilian employees and active duty military personnel within the intelligence components of the USIB member agencies, and to those senior officials of the member agencies who must act upon the information. However, unless specifically controlled in accordance with paragraph 8 of DCID 1/7, it may be released to those components of the departments and agencies of the U. S. Government directly participating in the production of National Intelligence. IT SHALL NOT BE DISSEMINATED TO CONTRACTORS. It shall not be disseminated to organizations or personnel, including consultants, under a contractual relationship to the U. S. Government without the written permission of the originator.

on dog populations in this country. Moskalev made an attempt to make some propaganda of this report by asking in a small group, "Why did you do this?" almost accusing Spiez of doing it himself.

4. Moskalev left the conference a little upset. It was suggested that he might visit a US laboratory en route home, and considerable time was expended to arrange this visit. However, he apparently took a different route and made no effort to tell anyone of his plans, and he did not visit the laboratory. He took copious notes on all papers, which indicated he was understanding what was going on. He took many pictures with a 35mm camera. From the questions he did ask in private, it was obvious that he understood English well.
5. I understand a Polish scientist had been invited to the conference. However, when his paper was submitted, the reviewer criticized it quite severely and suggested changes. As a result, the Polish scientist apparently decided not to attend the conference.
6. Three French scientists asked to be invited when the symposium was first announced. They even gave titles to their papers and the papers were put on the program. However, they later withdrew and no French scientists attended the meeting.

[Headquarters Comment: The analysis of Moskalev's paper in this report conflicts with the analysis in report OO-B-321/30340-67]

-end-

CENTRAL INTELLIGENCE AGENCY -17K

This material contains information affecting the National Defense of the United States within the meaning of the Espionage Laws, Title 18, U.S.C. Secs. 793 and 794, the transmission or revelation of which in any manner to an unauthorized person is prohibited by law.

CONTROLLED DISSEM	C-O-N-F-I-D-E-N-T-I-A-L	NO DISSEM ABROAD
-------------------	-------------------------	------------------

COUNTRY USSR	REPORT NO. OO-B-321/30340-67
SUBJECT Second International Symposium, "Delayed Effects of Bone Seeking Radionuclides", Sun Valley, Idaho/ Interesting Paper Presented by Soviet Yu I Moskalev, an Unscheduled Participant	DATE DISTR. <u>16 OCT 67</u> NO. PAGES 2 REFERENCES <u>DCS Case 49,991</u> (351)
DATE OF INFO. Sept 67	
PLACE & DATE ACQ. ---; Sept 67	
THIS IS UNEVALUATED INFORMATION	

SOURCE US citizen; research scientist.

[This report was developed by an Army representative assigned to the office of preparation.]

1. I attended the Second International Symposium on "Delayed Effects of Bone Seeking Radionuclides", Sun Valley, Idaho, 12-14 Sept 67.
2. An interesting paper was presented by Yuri I Moskalev, USSR on "Some Late Effects of Radionuclide Damage". Dr. Moskalev was not expected at the meeting and he came alone, arriving two days early. He had furnished no brief and it was a surprise to hear his paper.
3. I was unaware that research such as he presented was being done in the USSR. His demonstration was a good piece of scientific work, that is, his procedures and results in pathological consequences of radioisotopes fit reasonably well with our procedures and results in the US. He did not present anything new in his paper, and it must certainly reveal that they are a few years behind the US in biology and radioisotope studies and applications. They are apparently still testing the toxicity of radio elements, which we have already established and accept, knowing the effects and using them accordingly. In other words, we are through with his reported work, feeling that it is completed; apparently they are not. Else, they don't yet know the toxicity boundaries, are still experimenting along these lines, or are experimenting to see how much more they can learn. But his paper reveals remarkable research.
4. Dr. Moskalev understands English reasonably well, but speaks it less well. Therefore, his appearance alone at the conference was even more unusual.
5. I understand that Dr. Moskalev became very interested in visiting a certain US facility researching in his field of interest and pursued arrangements to visit there. His time schedule permitted the visit and permission to visit the facility was obtained for him from the facility and the US governmental clearances were also obtained. However, after all this was done, he "backed out", going to great extent to give the

5		5
4		4
3		3
2		2
1		1

INFORMATION REPORT INFORMATION REPORT

U Yes	C-O-N-F-I-D-E-N-T-I-A-L	GROUP 1 Excluded from automatic downgrading and declassification	S Yes
-------	-------------------------	---	-------

The dissemination of this document is limited to civilian employees and active duty military personnel within the intelligence components of the USIB member agencies, and to those senior officials of the member agencies who must act upon the information. However, unless specifically controlled in accordance with paragraph 8 of DCID 1/7, it may be released to those components of the departments and agencies of the U. S. Government directly participating in the production of National Intelligence. It SHALL NOT BE DISSEMINATED TO CONTRACTORS. It shall not be disseminated to organizations or personnel, including consultants, under a contractual relationship to the U. S. Government without the written permission of the originator.

reason that the itinerary change was too much trouble for the US persons and authorities concerned, notwithstanding the fact that all change arrangements had already been completed, which facts he well knew. From the USSR viewpoint, he stated that no objections would exist, but I doubt that this was true. He was in Sun Valley four days; immediately after the conference he went to Salt Lake City, and then on to Montreal, Canada. His schedule allowed for several days in Canada, but he stated that he was leaving Montreal immediately for Moscow.

[Headquarters Comment: The analysis of Moskalev's paper in this report conflicts with the analysis reported in OO-B-321/27474-67]

-end-



CENTRAL INTELLIGENCE AGENCY

This material contains information affecting the National Defense of the United States within the meaning of the Espionage Laws, Title 18, U.S.C. Secs. 793 and 794, the transmission or revelation of which in any manner to an unauthorized person is prohibited by law.

CONTROLLED DISSEM

C-O-N-F-I-D-E-N-T-I-A-L

NO DISSEM ABROAD

COUNTRY USSR/Yugoslavia/Poland REPORT NO. OO-B-321/15482-66

SUBJECT Soviets at the Third International Congress of Radiation Research/Emphasis on Study of Radiation Effects on Large Animals/David Shugar of Poland/Planning for 1967 International Symposium on Photobiology in Yugoslavia. DATE DISTR. 24 OCT 66

NO. PAGES 2

REFERENCES DCS Case 47146

DATE OF INFO. Up to 3 Jul 66 Responsive to: C-SI6-52537

PLACE & DATE ACQ. Cortina d' Ampezzo, Italy Related to: FTD-5901-N

26 June - 3 Jul 66

THIS IS UNEVALUATED INFORMATION

SOURCE: SOURCE A. US citizen, radiologist at US university.

SOURCE B. US citizen, biologist at US university.

SOURCE A.

- return* *6002545*
1. About one third of the Soviets expected at the Third International Congress of Radiation Research put in an appearance. The papers I heard were disappointing. In my opinion the Soviets are confining themselves to a narrow range of interests in their radiation research. In Session 32, which was concerned with ingested or injected radioisotopes, a paper written by Yu I Moskalev and V N Streltsova of the Institute of Biophysics of the Ministry of Public Health, USSR, did not impress me. A very poor reading marked the presentation of the paper prepared by A Tumanyan of the Gamaleya Institute for Epidemiology and Microbiology, Academy of Medical Sciences of the USSR. The paper was given in a hurried and garbled fashion by a person who obviously was not a scientist. After the session ended, I talked to Tumanyan regarding her radiation experiments with monkeys. A woman about 45 years of age, Tumanyan had no English but spoke excellent French. She was quite enthusiastic about her work which I in turn considered commonplace.

2. It appears to me that the Soviets have a strong tendency toward experiments that enable them to study radiation effects on large animals. They do not seem interested in radiation response — the effect on tissue; on the other hand, they concern themselves with metabolic effects, which are important because they are related to the ability to suppress immunity mechanisms. They stress immunology and transplants.

SOURCE B.

3. Session 8, which was devoted to the discussion of radiation effects on cells, had but one Soviet paper. This was presented by J J Kerkis of the Institute of Cytology and Genetics, Siberian Department of the Academy of Sciences of the USSR, Novosibirsk. It was a poor paper.

5  
4  
3  
2  
1

5  
4  
3  
2  
1

S - NO

U - NO

C-O-N-F-I-D-E-N-T-I-A-L

GROUP 1  
Excluded from automatic  
downgrading and  
declassification

4. The meeting gave me an opportunity to renew my acquaintance with David Shugar of the Warsaw Institute of Biochemistry and Biophysics, Academy of Sciences of Poland. Though a highly competent scientist and a dedicated Communist, Shugar seems to be short of funds. The organizing committee of the Congress sent him money to insure his presence at Cortina d'Ampezzo. He and his wife drove by automobile from Poland to Italy. Shugar introduced me to one of his students - K L Wierzchowski. In performing the introduction Shugar declared the young man was highly capable and had a brilliant future.
  
5. The International Committee of Photobiology had an executive committee meeting at Cortina d'Ampezzo. It was decided to hold a photobiology symposium in the late summer of 1967 on the Island of Hvar, Yugoslavia. The symposium will emphasize photosynthesis. The general plan calls for participation by about 100 scientists, with emphasis being placed on invitations to the younger scientists in the Sov Bloc. The chief organizer of the forthcoming symposium is Maria Drakulic, Laboratory of Cellular Biochemistry, Institute "Rudjer Boskovic", Belgrade.


- end -

# U. R. S. S.

The following contains photos and bio information about the delegates to the XI International Congress of Radiology, held in Rome Italy 22-28 Sep 65.


SO: 00-2-324/18689-65 Case 46424, UNCL.

GORISONTOV, Petr D.; Prof. M.D.  
Member of the Academy of Medical Science of the USSR;  
Two Orders of Lenin and Order of the Red Banner of Labour;  
National Delegate;  
Institute of Biophysics Academy of Medical Science,  
14 Solyanka, Moscow.



### IVANITSKAYA

IVANITSKAYA, Maria A.; M.D.Sc.  
Head of the Roentgenological Department,  
Institute of Cardio-Vascular Surgery;  
National Delegate;  
8 Leninskij prospect, Moscow.



KOROGODIN, Vladimir I.; Ph. D.  
Institute of Medical Radiology, Obninsk;  
National Delegate  
Kaluga Region.




KOZIOVA, Anna; M.D.  
Professor;  
National Delegate;  
7 Solanka, Moscow.




LAGUNOVA, Irina G.; Prof. M.D.  
National Delegate;  
7 Solianka, Moscow.



MOSKALEV, Yuri I.; Prof. M.D.  
Order of Lenin;  
Institute of Biophysics Academy of Medical Sciences of the USSR, 14 Solyanka, Moscow.



REINBERG, Sam A.; M.D.Sc.  
Professor, Director of the First Chair of Medical Radiology;  
Postgraduate Institute (Central) in Moscow;  
Honorary President and Member of 22 Societies of Radiology;  
President of the Moscow Society of Radiologists;  
National Delegate;  
Moscow A-55, Novoslobodskaja 57/65, K U 37.




Candidate of Medical Sciences; Chief of Division of Med. Radiology, Deputy Chief of General Department for Medical and Prophylactic Service, Ministry of Health;  
National Delegate;  
3 Rachmanovskij pereulok, Moscow.

### SEMENOV, Viktor A.

UGRIUMOV, Benjamin; Prof. M.D.  
Director of Neurosurgical Institute;  
National Delegate;  
12 Majakovskaja Stard, Leningrad.


6002547



Ministeria RSFSR

### ZEDGUENIDZE, Georgii; Prof.


Académicien,  
Membre de l'Académie des Sciences Médicales de l'URSS;  
Président de l'Association Scientifique des Radiologistes de l'URSS;  
Délégué National;  
14 Solianka, ASM de l'URSS, Moscow.



9XELOX

## URUGUAY


GORLERO ARMAS, Agustín A.; Méd. Cir. Rad.  
Universidad, Facultad de Medicina de Montevideo;  
Jefe de Servicio de Radiodiagnóstico;  
Jefe del Servicio de Radiología del Hospital Italiano Umberto I;  
1480 Calle Yí, Montevideo.



ISRAEL CRESPO, Davi; Dr. en Med. y Cir.  
Universidad de la República Oriental del Uruguay;  
Jefe de Sección de Radiodiagnóstico;  
2971 Calle J. Vazquez Ledesma, Ap. 301,  
Montevideo.



KASIDORF, Helmut; Dr. en Med.  
Profesor Agregado de Radiología de la Facultad de Medicina de Montevideo;  
Jefe del Departamento de Rad. del Hospital Universitario;  
1171 Calle Soriano,  
Casilla Correo 930, Montevideo.



6002011

Moskalev, Y. F.

INFORMATION REPORT INFORMATION REPORT

CENTRAL INTELLIGENCE AGENCY

This material contains information affecting the National Defense of the United States within the meaning of the Espionage Laws, Title 18, U.S.C. Secs. 793 and 794, the transmission or revelation of which in any manner to an unauthorized person is prohibited by law.

C-O-N-F-I-D-E-N-T-I-A-L

COUNTRY USSR/International REPORT NO. OO- B-3,288,475

SUBJECT IAEA Symposium on Neutron Irradiations, Brookhaven, Long Island, NY, Oct 63: Neutron Irradiations Compared to X- and Gamma Radiations in Large Animals; the Problem of Neutron Depth-Dose Relationships in Large Animals; Problems with the term "Relative Biological Effectiveness"; Soviet Proposal for Supplanting "Rad" with Some Other Radiation Unit DATE OF INFO. Oct 63 PLACE & DATE ACQ. --- Oct 63

DATE DISTR. 23 Jan 64

NO. PAGES 10

REFERENCES CD/00 Case 41357 FTD-5462-N

THIS IS UNEVALUATED INFORMATION

SOURCE: Three US citizens. Radiobiologists at a major US radiobiological research center.

Sources participated in IAEA Symposium on Neutron Irradiations, Brookhaven, Long Island, New York.

Source 1

1. Q. Did Symposium contributions include significant advancements in research on controlled thermonuclear reactions that may be useful in determining the feasibility of initiating uncontrolled thermonuclear reactions solely without the use of fissionable materials which would produce large amounts of energy, on the order of one kiloton or greater?
  - A. To the best of my knowledge there was no formal discussion of any nuclear reactions, as such. The great majority of the material presented had to do with biological effects, and the physicists at the Symposium were using high energy machines largely to produce the radiation that would be comparable to solar flare radiation.
2. Q. Was anything presented on effects of space radiation on the human body?
  - A. I can recall no Soviet references to the Vostok flights. The two Soviet speakers confined their references to purely laboratory observations. There was a number of US papers, and as I recall one from France, oriented to space flight conditions, however.
3. Q. Were there results in the use of drugs in radiation protection?
  - A. I do not recall anyone's discussing drugs—Soviet or other. And I think that although research in drugs is continuing many radiobiologists are not very optimistic about their value. This is something many of us have reservations about.
4. Q. Was anything presented on the characteristics of a bio-element used for space radiation detection including the number required for an extended space probe and the method of transmitting information.
  - A. I do not recall any discussion of this by anybody. Practically everyone was talking about physical measurements

C-O-N-F-I-D-E-N-T-I-A-L

S-YES

GROUP 1  
Excluded from automatic  
downgrading and  
declassification

U-YES

STATE	ARMY	NAVY	AIR	FBI	AEC				
-------	------	------	-----	-----	-----	--	--	--	--

INFORMATION REPORT INFORMATION REPORT

CONTROLLED NO DISSEM ABROAD

DISSEM: The dissemination of this document is limited to civilian employees and active duty military personnel within the intelligence component of the USIB member agencies, and to those senior officials of the member agencies who must act upon the information. However, unless specifically controlled in accordance with paragraph 8 of DCID 1/7, it may be released to those components of the departments and agencies of the U. S. Government directed by the intelligence component.

Q. Are there anything on biological indicators at low ranges of radiation doses?

A. This is something on which I can speak somewhat as an expert. Although other people may claim to have this, I do not think anyone has it, including the Soviets. One can find biological criteria at low doses, but whether they have meaning beyond the limited experiment is the big question, you see.

Q. Are results presented on cosmic and Van Allen belt radiation effects on test organisms in such areas as lethal, metabolic, developmental and genetic?

A. Nothing.

Q. Were conclusions presented on determining the relative biologic effectiveness factor of biologic material when exposed to radiation from nuclear testing?

A. Again, I can speak with some certitude. There is no conclusion about the relative biological effect of this factor. People will argue about it, but there is no conclusion. The Soviets had some things to say about it, but I was thoroughly confused about their position. There are two ways of thinking about the RBE factor. One is from the viewpoint of theoretical biology which is interested in the why of differences of biological effectiveness, and this becomes one of the parameters of experiment. The other is the question of an empirical number that one can use in handling questions of judgment about radiation exposure in man. With regard to the questions of judgment, I think that most biologists would agree that we do not have any reliable and valuable RBE factors. We have numbers that represent what we might be afraid of, more than anything else.

Q. Did the Soviets say anything bearing on physical measurements of radiation in space in terms of relative biological effectiveness factor and implications for future manned space flights?

A. One of the Soviet delegates, [Yu. I.] Moskalev, was a frequent commentator on other people's work and he made a practice of denigrating the reports of these people with respect to radiation lethality. His comment was to the effect that the studies of radiation lethality done usually in small animals were not to the point, were not germane to problems in the human case, and that to be useful these studies should be done in animals closer to man.

Q. What is your critique of his argument?

A. Well, a mass of work has been done with the smaller animals in various laboratories and we are beginning to get certain generalities about the nature of radiation injury, or at least certain kinds of radiation injury, and therefore I think it is worthwhile to pursue it. As you might imagine, I presented a paper on radiation lethality and was among those to whose work Moskalev objected.

Q. Do you think Moskalev's objections were motivated from anything more than a genuine scientific position?

A. Who can say? In their published work the Soviets show a lot of attention to effects in the central nervous system--they are very interested in this and US people have tended to ignore this area. So conceivably Moskalev is oriented to CNS work and physiological functions, I do not know. But quite a lot of the Soviet work has a different orientation from western work--at least their published stuff.

24. Moskalev, both from the papers he gave and his questions and comments in discussion, indicated that he was very sharp, very advanced in his knowledge of the biological effects of radiation, particularly with respect to distinguishing among the effects of various energies of neutrons and the techniques for measuring these energies. I think it may be safely assumed that the Russians are using very advanced methods for detecting and measuring the various energies of neutrons--the dosimetry of neutrons. In the biological effect, I think they are way behind us. But they are much involved in the potentials of neutron irradiation and their objectives are, I am sure, the effects of space radiation on human beings.
25. Actually, [V P] Afanas'yev, who is a physicist, was even more sophisticated than Moskalev. Afanas'yev's paper was entitled "Production and Investigation of Dose Fields for Irradiation of Experimental Animals with Protons of High Energy". His paper showed that both their production of high energy protons in the laboratory and the measurements of these protons with respect to animal work is sophisticated. They are advanced in this. I think this is the distinction to be made: they are more advanced in the technology of producing high energy radiations and the measurement of these than they are in biological effects of radiation.
26. Q. Was anything reported on effects of radiation on non-regenerative tissues such as the brain?
- A. The Russians are very much involved in CNS effects of radiation, but they presented no data at the Symposium. The paper that Moskalev gave was a survey of Russian research work on biological action of neutrons and isotopes. It covered maybe twenty different pieces of work with only a few sentences for each. It presented no new data and nothing on the CNS as I recall. Afanas'yev's paper, on the other hand, presented new data on the production of dose fields with high energy protons.
27. One gets the impression that whereas Russians physics is mechanistic and quite indistinguishable from ours in that respect, Russian biology is impregnated with philosophy. Moskalev, for example, spoke of how the body "adapts" to radiation in the sense that a single animal adapts. Most biologists will reserve this word to changes in a species over a very long period. I suppose you could consider wound healing as adaptation in a sense. But western biology sees certain events occurring in an organism as the consequence of a wound which can be described without resort to notions of teleological adaptation. This philosophical tendency has been a damaging element in Russian biology, I believe.
28. Q. Were there results in the use of drugs in radiation protection?
- A. I can recall nothing on protective drugs from anybody. There was here and there a reporting of drugs used to enhance the effect of radiation with respect to tumor treatment.
29. Q. Was anything presented on the characteristics of a bio-element used for space radiation detection including the number required for an extended space probe and the method of transmitting information?
- A. I am afraid I do not understand the question.
30. Q. Was there anything on biological indicators at low ranges of radiation doses?
- A. There is a tremendous amount of interest in such indicators everywhere. Moskalev's presentations did not say anything specific except that the Russians are working on long-term effects of small doses of radiation

mostly as regards tumors. So they are interested in carcinogenesis and in fact Moskalev asked me a question following my paper on carcinogenesis. He said nothing on acute, short-term effects of low doses of radiation, so presumably they are not concerned with these.

31. People from other countries, and particularly the US, reported work having to do with low dose effects and reliable biological indicators for low ranges of dose using the chromosome aberration methods in human cells. But the Russians had nothing to say about this particular thing and seem not to be working on it as yet.
32. Q. In your opinion, what is the level of accomplishment, worldwide, in this matter of getting reliable indicators of biological damage?
- A. Insofar as I know, the most sensitive and reliable biological index for damage at low dose rates involves the study of chromosome abnormalities. The approach was developed in the US and is being used extensively here and in England, and other countries are taking it up. Moreover, I think that in radiobiology in general, in almost any question you could ask, the west and particularly the US and England are very much in the forefront. From what I know of Russian radiobiology from translations and hearsay, the Russians are years behind us, but I exclude their related physical work from this judgment.
33. Q. Was there reporting from the Soviets on types of radiation detection equipment used in the Vostok flights? Did they report findings on the relative biological effectiveness factor values for neutrons, protons and cosmic ray attenuations?
- A. Well, again, there was no specific mention of this, but the interest in the relative biological effectiveness factor for neutrons and cosmic radiation was a major concern of the whole Symposium: the attempt to elucidate the RBE factor and particularly the problem with respect to large animals, like humans, where in the case of neutrons you have a change in the type of radiation in the interior of the animal. You do not have this change with x- gamma rays, but you do have it with fast neutrons.
34. Q. How is this neutron change manifested in large animals?
- A. The neutrons become moderated. As they proceed through the tissue, the hydrogen in the tissue reacts with the neutrons and there is a change in the energies taken up. At some point you have gammas. So, the first few layers of hydrogenous material on the outside of the animal tend to change the dose, and in the interior, where the important effects occur, you do not know what the dose is. We talk about mid-line doses, average doses, but the actual dose in the cells of the bone marrow or the gut, we do not know yet. This is one of the problems of the RBE and a very big one.
35. [A G] Searle of Harwell reported genetic effects of low dose rate neutrons in mice finding that there were as many if not more mutations with low dose rate neutrons than with high dose rate neutrons. His work is the first direct evidence of the cumulative effect of a prolonged, or fractionated, low dose of neutrons. You do not have such an effect with x- or gamma rays. If you prolong the dose with these, the effect will be very much less than it would be if you gave the same total dose in a single fast pulse.
36. Q. The neutron dose given gradually might have an even more damaging effect than if given all at once, is that it?
- A. Yes. At least. But the matter is still delicate, for Searle's experiment was with mice and the question remains whether neutrons, as such, will

get into cells in the interior of a large animal, such as a human being, or will be moderated and changed into gamma rays. The neutron RBE for mortality in dogs, as reported from my laboratory and Brookhaven, is around 1. For small animals like mice it is more like three or four. So there is this discrepancy, and it may be promising for large animal research. Harwell, my laboratory, and the Argonne National Laboratory near Chicago are now setting up to apply low dose rate neutrons in sheep. This will be new work and should have important results.

37. Q. Were results presented on cosmic and Van Allen belt radiation effects on test organisms in such areas as lethal, metabolic, developmental and genetic?
- A. There was nothing on this as far as I know, except for a paper from the Donner Laboratory people at the University of California, Berkeley entitled "Some Biological Effects of 730 Mev Protons". This may simulate the kind of radiation that occurs in space and this is why they are playing around with it, you see.
38. Q. Were conclusions presented on determining the relative biologic effectiveness factor of biologic material when exposed to radiation from nuclear testing?
- A. Well, this kind of interest is implied in work with neutrons. With neutrons there is this question of RBE and it was one of the major points of discussion at the Symposium.
39. Q. Did the Soviets say anything bearing on physical measurements of radiation in space in terms of relative biological effectiveness factor and implications for future manned space flights?
- A. All I can say is that it is logical to suppose that this is what they are after: good physical measurements of radiation of a type that might be anticipated in space.
40. Q. Was there anything said on mapping and profiles for space radiation?
- A. There was nothing on this.
41. Q. What interest have the Soviets shown in development and testing of nuclear power sources for thermionic power generators? Are the Soviets now applying such generators?
- A. There was nothing on this.
42. Q. Did the Soviets report progress in radiation resistant materials and components for application to long space flight electronic equipment?
- A. This Symposium was all biological, so there was nothing on this.
43. Q. Was there anything from the Soviets on methods of radiation shielding?
- A. It was there by implication. The fact that they were talking about the investigation of dose fields, the radiation of experimental animals with protons of high energy, implies that they would be using some kind of shielding to get the animal exposed.
44. Q. This contribution would have been in Afanas'yev's paper "Production and Investigation of Dose Fields for Irradiation of Experimental Animals with Protons of High Energy"?
- A. Yes.



6002547

CENTRAL INTELLIGENCE AGENCY

This material is to be controlled as information affecting the National Defense of the United States within the meaning of the Espionage Laws, Title 18, U.S.C. Sec. 793 and 794, and the transmission or revelation of which in any manner to an unauthorized person is prohibited by law.

(S) (U) (F) (I) (D) (R) (X) (T) (I) (A) (D)

COUNTRY	International	REPORT NO.	OO-E-3,286,351
SUBJECT	Assessment of Attendees and Research at Symposium on Radiological Health and Safety in Nuclear Materials Mining and Milling, Vienna, Austria, 26-31 Aug 63	DATE DISTR.	<u>30 Dec 63</u>
		NO. PAGES	3
DATE OF INFO.	August 1963	REFERENCES	Case-40178 Guido-316 C-SI3-61,081 CSI/ABCD MILA FSTC/CCIA
PLACE & DATE ACQ.	Vienna, August 1963		

THIS IS UNEVALUATED INFORMATION

SOURCE: US citizen, professor of industrial medicine at a large western medical school.

Source, a medical doctor, attended the conference under the auspices of the Atomic Energy Commission. This was his first experience at a conference of this kind and first meeting with foreign colleagues in this field.

[This report was prepared for submission to the US Atomic Energy Commission and is disseminated in accordance with paragraph 3 of DCI/6 2/3.]

- The symposium on Radiological Health and Safety in Nuclear Materials Mining and Milling in Vienna, Austria, 26-31 Aug 63, brought together the professional multi-discipline groups concerned with the health and safety of people exposed to nuclear materials in mining and milling and the potential problem of public health from the waste materials in these industries. To me, it pointed up the necessity of understanding the work within each of these disciplines in order to better define the exposures, dosimetry, metabolism and biological reactions in people exposed to the nuclear and chemical materials encountered in these industries.
- Except for the historical review of the pulmonary malignancies found in the workers of the Schneeberg and St Joachimsthal mines and the epidemiological review of the Colorado Plateau with the suggestion of possible increase in pulmonary emphysema, fibrosis and cor pulmonale as well as malignancies and some dyscrasia of hair roots in these people, the meeting was devoid of any specific information with regard to health effects on humans.
- We did not make detailed notes of the meeting and are not prepared to summarize the papers, however, there were a few points of interest to us that we will mention in the following paragraphs.
- V A Savitskiy of the USSR stated that uranium tetrafluoride was less toxic than uranyl nitrate in the same dose in animals. A P Novikova of the USSR reported a decrease in blood cellular elements and an

3  
4  
3  
2  
1

get better copy

(S) (U) (F) (I) (D) (R) (X) (T) (I) (A) (D)

GROUP 1  
Excluded from automatic  
downgrading and  
declassification

STATE	ARMY	NAVY	AIR	FBI	AEC				
-------	------	------	-----	-----	-----	--	--	--	--

NO DISSEM ABROAD  
The dissemination of this document is limited to civilian employees and active duty military personnel within the intelligence community and to those senior officials of the member agencies who must act upon the information. However, unless specifically authorized in writing by the Director, this information shall not be disseminated to other personnel, including consultants, under a contractual relationship to the U.S. Government without the written permission of the originating agency.

observation of an unstable non-proteinogenic amino acid with albumin and glycosuria as the result of moderately low, sublethal doses of mixtures of the oxides of uranium (3) and (235). It is also reported from such exposures what appeared to be a variable essential or post-essential type of urinary uranium excretion function and high retention of the uranium oxides in the lungs and concentrated lymph areas. These exposures also allegedly caused a deterioration of conditioned reflexes in their dogs but no pathological changes were found in the nervous system at autopsy. They did find sclerotic damage in the pulmonary perivascular, peribronchial and mediastinal lymph areas. This damage was more prominent in the dogs inhaling mixtures of oxides containing the highest per cent of Uranium 235. One dog, in particular, was studied later with a carcinoma of the lung and another had atypical hyperplastic changes in the lung. V S Kuznetsov of the USSR reported that silica dust plus radon exposures in animals caused more clinical and pathological pulmonary damage than either silica or radon alone. Yu I Fedotkin of the USSR reported on the body distribution and biological effects of numerous inhaled radioisotopes with acute, subacute and chronic pathological changes in the lungs, bone marrow and liver. I personally know so little about the effects of the radioisotopes of which he spoke that we don't know whether this was necessarily correct.

5. J Lafuma from France reported finding no radon daughters in a slave dog attached by a cross blood circulation experiment with a master dog inhaling radon. Radon daughters were found in the lung of the master dog. The Yugoslavians reported confirmatory information on finding the immediate radon daughter attached to dust particles and they stressed the importance of determining radon daughters in the environment in order to calculate alpha lung doses. In addition, H Doll, reported studies of people and animals exposed to radon in their spas and found a high lung retention of radon daughters and that the bismuth daughters of radon were more readily excreted by the kidneys than the lead daughters. Dr H Doll gave a free paper on the function of mass mean diameter and chemical composition of aerosols dust with relation to lung retention. A highlight of the evening was an interesting theoretical discussion on the effects of the thickness and physiologic activity of the bronchial mucous membrane on alpha lung doses. A member of the US gave a theoretical discussion of the expected neighbor code alpha dose from a point source. K L van der Vliet of Holland unfortunately was not present to give or discuss his paper on the finding of radionuclides in the hair and nails of uranium miners and his hypothetical evaluation of Lead 210 body burden thresholds.
6. J C Gilliland of the US reported on the secular disequilibrium of uranium daughters in uranium mill tailings and methods for determining a monthly time-weighted exposure to radon in mills with a frequency of sampling for 95% confidence estimation or not a maximum allowable concentration. We detected no new ideas in most of the papers on environmental exposure and internal and external contamination from Japan, France and Canada.
7. E C Hyatt of the US, in a paper described the techniques for measuring and sizing radioactive dusts, reiterated again that the particle size and density of radioactive dusts are extremely important in evaluating biological effects. It was generally agreed in the section on "Radiological Protection" that ventilation is most important in controlling radon and radon-daughter products in working atmospheres and that masks have only a special limited use in temporarily uncontrolled areas of exposure. The USSR scientists, however, paid unusual attention to Mr Hyatt's paper on respirators and seemed quite concerned about the acceptability by workmen of the described respirators. The Russians apparently are using disposable masks.
8. Management of wastes appears to be a unique problem for the areas in which wastes occur. No general management of wastes was promoted.

CONFIDENTIAL

CONTROLLED DISSEM

NO DISSEMINATION

**INFORMATION REPORT INFOR**

**CENTRAL INTELLIGENCE AGENCY**

This material contains information affecting the National Defense of the United States within the meaning of the Espionage Laws, Title 18, U.S.C. Secs. 793 and 794, the transmission or revelation of which in any manner to an unauthorized person is prohibited by law.

C-O-N-F-I-D-E-N-T-I-A-L

COUNTRY Austria/USSR/International/Belgium/Sweden REPORT NO. OO-E-3,203,411

SUBJECT Symposium on Radiological Health and Safety in Nuclear Materials Mining and Milling, Held in Vienna 26-31 Aug 63 under Auspices of the International Atomic Energy Agency, NO. PAGES 7 DATE DISTR. 3 Dec 63

the International Labor Organization, and the World Health Organization (IAEA-ILO-WHO)/USSR Research and Practice in These Subjects As Disclosed at the Symposium/Visits to Related Laboratories in Belgium and Sweden: (1) Laboratories Du Centre D'Etudie De L'Energie Nucleaire, Mbl, Belgium; (2) Division of Radiobiology, Research Institute of National Defense, Stockholm, Sweden, and (3) Forsvarrets Forskningsanstalt, Research Institute of National Defense, Stockholm, Sweden. REFERENCES Case 40170 C-819-11,011

DATE OF INFO.

PLACE & DATE ACQ.

THIS IS UNEVALUATED INFORMATION

SOURCE: US nuclear biologist.

He is head of the pharmacology operation of a major US atomic laboratory.

1. In late August 1963 I attended the Symposium on Radiological Health and Safety in Nuclear Materials Mining and Milling held in Vienna, Austria. The symposium was under auspices of the International Atomic Energy Agency, the International Labor Office, and the World Health Organization. In early September 1963 I visited related laboratories as follows; (1) Laboratories Du Centre D'Etudie Nucleaire, Mbl, Belgium; (2) Division of Radiobiology, Research Institute of National Defense, Stockholm, Sweden, and (3) Forsvarrets Forskningsanstalt, Research Institute of National Defense, Stockholm, Sweden.

2. Due to a misunderstanding in the USSR, the topics covered by the symposium were not known sufficiently in advance for Soviet scientists to contribute papers on other than nuclear toxicology. Therefore, Soviet Delegate N Tschernokov briefly discussed USSR uranium mine health practices which included three areas of activity: (1) Maximum efforts are taken to suppress dust at the source, and mines are well ventilated; (2) Personnel protective devices, such as respiratory masks and filters, are used, and (3) Preventive health or prophylactic procedures include assignment of mine workers to a sanitarium for one month each year. No kidney damage or other pathology apparently has been seen as a result of uranium mining activities in the USSR. There was no mention of cancer due to this activity. Four papers from the USSR dealt with laboratory studies on the toxicology of internal emitters. Most Soviet studies involved intratracheal administration of the isotopes -- although it was brought out that the importance of inhalation as a route of entry is being recognized. The symposium brought together a world cross section of scientific disciplines for discussion of uranium mining and milling hazards. Details of all of this are given in my trip report which follows:

5  
4  
3  
2  
1

3. IAEA, ILO, and WHO Symposium on Radiological Health and Safety in Nuclear Materials Mining and Milling, Vienna, Austria, August 26-31, 1963. Visits were also made to the following laboratories:

C-O-N-F-I-D-E-N-T-I-A-L

GROUP 1  
Excluded from automatic  
downgrading and  
declassification

STATE	ARMY	NAVY	AIR	FBI	AEC				
-------	------	------	-----	-----	-----	--	--	--	--

**INFORMATION**

**CONTROLLED** NO DISSEM ABROAD NO FOREIGN EM  
DISSEM: The dissemination of this document is limited to civilian employees and active duty military personnel within the intelligence component of the USIB member agencies, and to those senior officials of the member agencies who must act upon the information. However, unless specifically contraindicated in accordance with paragraph 8 of DCID 1/7, it may be released to those components of the departments and agencies of the U. S. Government directly participating in the production of National Intelligence. IT SHALL NOT BE DISSEMINATED TO CONTRACTORS. It shall not be disseminated to organizations or personnel, including consultants, under a contractual relationship to the U.S. Government without the written permission of the originator.

This is apparently due to the high acceptance of data published by the University of Rochester. It was pointed out that the possible contribution of radioactive dust composed of other than radon daughters was not actually evaluated in the case of the Schneeberg lung cancers because dust samples were not collected. Although radon is released by crushing of ores, radon and radon daughters were not considered to be a problem in uranium mills of France because of large work areas and high ventilation rates.

- e. Four papers from the USSR dealt with laboratory studies on the toxicology of internal emitters in general, particularly Cs<sup>137</sup>, Sr<sup>89</sup>, Sr<sup>90</sup>, Y<sup>91</sup>, Ce<sup>144</sup>, Zr<sup>95</sup>, Ni<sup>95</sup>, Ru<sup>106</sup>, and uranium and radon. Most studies involved intratracheal administration of the isotopes, although a few inhalation studies were described. These papers were all given by Dr L N Burykina in the absence of Drs Moskalev, Sanotsky, Novikova and Kushneva. They report that 10 to 18 per cent of the inhaled radioactivity was found in the lungs of rats and dogs after exposure, and that five per cent was cleared by ciliary activity. These data are difficult to evaluate since the particle sizes of the aerosols were broadly described as being between 1 and 4  $\mu$ . Translocation of the inhaled radioisotopes was similar to that reported by others.
- f. Biological effects were reported only for intratracheal administration of Ce<sup>144</sup> and Ru<sup>106</sup>. They report degenerative inflammation of the lung and aplastic changes in the bone marrow accompanied by leukopenia in acute stages. In longer term studies they find chronic pneumonia and degenerative and proliferative changes of the bronchial epithelium and connective tissue. They also reported reduction of bone marrow hematopoiesis and degenerative changes in the liver, kidney, etc. These occurred after deposition of 1 to 19  $\mu$ c Ce<sup>144</sup> in rats, 0.6 to 2.6  $\mu$ c Ce<sup>144</sup>/gram of dog, and 0.4  $\mu$ c Ru<sup>106</sup>/gram of rat. No cardiovascular changes were noted, but were not specifically studied. The results of studies with uranium were similar to those reported many times, with the exception of central nervous system injury which consisted of changes in conditioned reflexes and in inhibitory and excitatory processes. Due to this and relatively high burdens found in skeleton (3 to 4 per cent) they conclude that uranium toxicity is not necessarily confined to kidney damage. Kushneva's paper on synergistic effects of silica and radon reported previously published data. Silicotic rats were exposed to 8  $\mu$ c radon. The radon treated silicotic rats showed more serious clinical symptoms, drop in circulating blood cells, and more extensive lung pathology than rats treated with radon or silica alone.
- g. An excellent paper describing experimental work on the inhalation of Rn<sup>222</sup> and its decay products was presented by Dr E Pohl from the University of Innsbruck, Austria. When Rn was inhaled in equilibrium with RaA, RaB, and RaC the concentration of daughters in lungs and other tissues were higher than when the concentrations of RaA, RaB, and RaC in the inhaled air were less than the equilibrium values. However, in the latter case the concentrations of daughter products in the lungs and other tissues were higher than would be predicted from the concentrations in the inhaled air. Further experiments are in progress to confirm and explain these results. Similar, but less extensive, studies were reported in a paper co-authored by Dr LaFuma of France and Medjidovic of Yugoslavia.

INFORMATION REPORT INFORMATION REPORT

CENTRAL INTELLIGENCE AGENCY

600 2547

This material contains information affecting the National Defense of the United States within the meaning of the Espionage Laws, Title 18, U.S.C. Secs. 793 and 794, the transmission or revelation of which in any manner to an unauthorized person is prohibited by law.

C-O-N-F-I-D-E-N-T-I-A-L

COUNTRY International REPORT NO. OO- B-3,278,069

SUBJECT Symposium on Radiological Health and Safety in Nuclear Materials Mining and Milling, Vienna, Austria, 26-31 Aug 63 DATE DISTR. 18 Oct 63

NO. PAGES 2

REFERENCES

DATE OF INFO. August 1963

PLACE & DATE ACQ. Vienna--August 1963

THIS IS UNEVALUATED INFORMATION

SOURCE: US citizens; professors of industrial medicine at a large western medical school.

Sources, one of whom is a medical doctor, attended the conference under the auspices of the Atomic Energy Commission. This was their first experience at a conference of this kind and first meeting with foreign colleagues in this field.

[Sources are generally available for reinterview, should any further questions be generated by this report.]

[On file in CIA Library is the official program of the Symposium on Radiological Health and Safety in Nuclear Materials Mining and Milling under the sponsorship of the International Atomic Energy Agency, the International Labor Organization and the World Health Organization, held in Vienna on 26-31 Aug 63. Also on file is the Provisional List of Participants as of 19 Aug 63 and the Provisional Volume of Abstracts in the language submitted by the author.] [FOR OFFICIAL USE ONLY].

1. The Symposium on Radiological Health and Safety in Nuclear Materials Mining and Milling in Vienna, 26-31 Aug 63, did not provide much new information mainly because the US is so far ahead of the other countries represented at the symposium in its studies of these subjects. The US was actually the only country which presented original material at the conference. The Soviets sent a small three or four-member delegation headed by Yuriy Ivanovich Moskalev, a very personable and diplomatic gentleman. At the end of the conference, he voiced his dismay in all apparent sincerity, that the Soviets had misunderstood the exact point of the meeting and had presented very minor papers.
2. All the Soviet papers were read by V S Kusneva, a woman physician who delivered them very dramatically. The most interesting Soviet claims, which we do not believe directly applicable to the causes claimed and which were not fully documented were:
  - a. that uranium effects the central nervous system, i e, causes certain changes in the Pavlovian reflexes;

5  
4  
3  
2  
1

5  
4  
3  
2  
1

WV

C-O-N-F-I-D-E-N-T-I-A-L

GROUP 1  
Excluded from automatic  
downgrading and  
declassification

STATE	ARMY	NAVY	AIR	FBI	AEC					
-------	------	------	-----	-----	-----	--	--	--	--	--

INFORMATION REPORT INFORMATION REPORT

CONTROLLED DISSEM

NO DISSEM ABROAD

The dissemination of this document is limited to civilian employees and active duty military personnel within the intelligence components of the USIB member agencies, and to those senior officials of the member agencies who must act upon the information. However, unless specifically controlled in accordance with paragraph 8 of DCID 1/7, it may be released to those components of the departments and agencies of the U. S. Government directly participating in the production of National Intelligence. IT SHALL NOT BE DISSEMINATED TO CONTRACTORS. It shall not be disseminated to organizations or personnel, including consultants, under a contractual relationship to the U.S. Government without the written permission of the originator.

002547

This material contains information affecting the National Defense of the United States within the meaning of the Espionage Laws, Title 18, U.S.C. Secs. 793 and 794, the transmission or revelation of which in any manner to an unauthorized person is prohibited by law.

C-O-N-F-I-D-E-N-T-I-A-L

COUNTRY: USSR/International  
 REPORT NO.: OO- B-3,272,609  
 SUBJECT: Meeting of IAEA Panel on the Toxicity of Incorporated Radionuclides, Vienna, 4-8 Jun 63  
 DATE DISTR.: 21 Aug 63  
 NO. PAGES: 2  
 REFERENCES:  
 DATE OF INFO.: Jun 63  
 PLACE & DATE ACQ.: Vienna; Jun 63

THIS IS UNEVALUATED INFORMATION

SOURCE: US citizen. Medical doctor.

Source, who does cancer research at a large US institute devoted to nuclear studies, attended subject meeting.

- I attended the meeting of the IAEA Panel on the Toxicity of Incorporated Radionuclides, Vienna, 4 - 8 Jun 63. The purpose of the panel was to advise the IAEA on research programs in this field. The meeting was organized by Evgeniy I. Komarov (USSR) of the IAEA Division of Isotopes.
- The following named scientists participated in the panel:

Dr. M. H. Haeg, Chief  
 Medical Service  
 Nuclear Energy Center  
 Mol-Dont, Belgium

Dr. A. E. Gopalakrishnan  
 Atomic Energy Establishment  
 Richardson-Gandhin Building  
 Dyalpura, Bombay, India

Dr. Arne G. A. Nelson  
 Research Institute of  
 National Defense, Dept. 1  
 Sudbyberg, Sweden

Professor G. Morozov  
 Academy of Medical Science  
 Moscow, USSR

Dr. Krista Kostial  
 Institute of Medical Research  
 Yugoslav Academy of Science  
 Zagreb, Yugoslavia

Dr. Julian Lindoski  
 Institute of Occupational Medicine  
 Matorowska 96  
 Lodz, Poland

Dr. P. Brinkman  
 Radiopathology Laboratory  
 University of Groningen  
 Groningen, Netherlands

Dr. Jan Miller  
 Radiation Safety Division  
 Institute of Labor Hygiene  
 and Occupational Disease  
 Prague, Czechoslovakia

Dr. Pierre Wenzel  
 Institute of Nuclear  
 Geneva, Switzerland

Dr. Otto Hug  
 University of Munich  
 Munich, Germany

C-O-N-F-I-D-E-N-T-I-A-L

5  
4  
3  
2  
1

GROUP 1  
 Excluded from automatic  
 downgrading and  
 declassification

ARMY	NAVY	AIR	FDI	IAEC					
------	------	-----	-----	------	--	--	--	--	--

NO DISSEM ABROAD

This information is limited to civilian employees and active duty military personnel within the intelligence components of the member agencies who must act upon the information. However, unless specifically controlled by the originating agency, it shall not be disseminated to those components of the departments and agencies of the U. S. Government directly or indirectly under its control. IT SHALL NOT BE DISSEMINATED TO CONTRACTORS. It shall not be disseminated to organizations having a contractual relationship to the U.S. Government without the written permission of the originator.

DF - 440

9 July 1963

INFORMATION REPORT

SUBJECT : Colonel Yuriy Ivanovich MOSKALEVSKIY  
SOURCE : AEDAZZLE-1  
DOI : 1961

1. Source identified a photograph of MOSKALEVSKIY [not by name, nor was the name supplied] as that of an Air Force Colonel and GRU officer in the Information Directorate of the GRU who attended a meeting in London in May or June 1961.

Comment:

2. No SR/6/Bio traces.
3. Informal ~~circumstances~~ report that Yuriy Ivanovich MOSKALEVSKIY, born 17 January 1920, a radio engineer, attended a Conference on Electronics in London from 12 to 17 June 1961.

DISTRIBUTION:

- Orig - 74-5-112 File
- 1 - SR/CI/G/Chrono
- 1 - 74-6-439/4
- 1 - SR/CI/G/Targets

SR/CI/G:STall:st

**INDEX**

9 July 1963

N.B. Birthdate also recorded  
as 23 July 1920.

This material contains information affecting the National Defense of the United States within the meaning of the Espionage Laws, Title 18, U.S.C. Secs. 793 and 794, the transmission or revelation of which in any manner to an unauthorized person is prohibited by law.

Moscalev

C-O-N-F-I-D-E-N-T-I-A-L

6002547

COUNTRY USSR/Czechoslovakia/West Germany/India/France  
 SUBJECT WHO/IAEA Scientific Meeting on the Diagnosis and Treatment of Radio-Active Poisoning--Assessment of Participants and Their Presentations/ Biographical Information  
 REPORT NO. OO- 30,246  
 DATE DISTR. 15 Jan 63  
 NO. PAGES 2  
 REFERENCES CWID: 383  
 DATE OF INFO. 15-18 Oct 62  
 PLACE & DATE ACQ. Vienna 15-18 Oct 62

THIS IS UNEVALUATED INFORMATION

SOURCE: US citizen, doctor of medicine.

Source conducts research in the treatment of radioactive metal poisoning and is also a clinician when such cases arise at the medical center. Source speaks German and keeps abreast of all literature on the subject of radioactive poisoning. [This report was prepared by an ARMY representative assigned to the office of preparation.]

1. I participated in the World Health Organization's International Atomic Energy Agency's scientific meeting on the diagnosis and treatment of radioactive poisoning; held at Vienna, Austria, 15-18 Oct 62. There were only 20 participants at this meeting; therefore each individual is considered highly qualified in this particular field otherwise he would not have been invited as a participant.
2. The two USSR doctors who were invited were Dr D J Sazonov and Dr I T Trushenko, a female doctor. They are both from Sverdlovsk Center. When the secretary had not heard from them, he contacted the permanent USSR representative of the International Atomic Energy Agency, who called Moscow to find out whether or not these two representatives would attend. He was informed that they could not come due to unforeseen circumstances. They sent instead Prof Moscalev. He speaks only Russian. He is bright but not current on the effects of radiation, that is, the effects of radioactive metals. He was therefore not the individual that should have been representing the USSR at this meeting. This was his first time out of the USSR. He is about 5'-8" tall, weighs about 175 pounds, is around 45 years of age and has graying hair. He is generally an outgoing individual. He became very warm and friendly during the meeting and toasted my son saying that he hoped that his son and my son could climb mountains together. He was rather gay at parties but only a social drinker. He smoked an average amount. He has a family, the size of which I do not know, and is a professor in the Institute of Medicine.
3. Professor V Volf, Department Ionizing Radiation, Institute of Industrial Hygiene and Occupational Diseases, Pristvani 24, Prague 7, Czechoslovakia, is a well-known scientist. He is tall, slender, and athletic, in his late 30's, about 6 feet tall, speaks perfect English. He has one boy aged 5 and a girl aged 9. He lives in Prague. He publishes an annual report on the proceedings at his institute, which I receive. He is a top-notch scientist. He is an MD and sees patients in addition to conducting research. He stated

5  
4  
3  
2  
1

5  
4  
3  
2  
1

C-O-N-F-I-D-E-N-T-I-A-L

GROUP 1  
Excluded from automatic  
downgrading and  
declassification

STATE	ARMY	NAVY	AIR	FCI	AEC				
-------	------	------	-----	-----	-----	--	--	--	--

CONTROLLED

NO DISSEM ABROAD

NO FOREIGN DISSEM

DISSEM: The dissemination of this document is limited to civilian employees and active duty military personnel within the intelligence agencies of the USIB member agencies, and to those senior officials of the member agencies who must act upon the information. However, unless specifically exempted in accordance with paragraph 8 of ECID 1/7, it may be released to those components of the departments and agencies of the U. S. Government directly participating in the production of National Intelligence. IT SHALL NOT BE DISSEMINATED TO CONTRACTORS. It shall not be disseminated to organizations or personnel, including consultants, under a contractual relationship to the U.S. Government without the written permission of the originator.



Moskalev

6002547

Int'lnt'l Conf on Diagnosis and Treatment of Radioactive Poisoning  
Vienna 15-18 Oct 62

Source US national; physicist on staff of US institution of higher learning.

The most interesting aspect of meeting was conduct and contributions of Prof Yu I Moskalev of USSR Acad Sci. His subject was listed as "Uptake and Retention of Plutonium in Man"; no abstract was presented. When Prof Moskalev spoke, however, he changed the title to "Problems of Kinetics of Uptake and Retention of Radioisotopes." During his presentation, it was suggested that the retention of multiple dosis of Sr90 in the rat could not be predicted on the basis of single injection studies. After continual questioning via translation service (he apparently spoke no English), we concluded he meant by this that the rat is a continually changing animal. In any event, his paper presented nothing new and could be described as being rather elementary.

In contrast, Prof Moskalev's questions throughout the four day meeting covered a wide range of topics, and left one with the impression that he was a competent individual. In response to questions, however, his answers were far from satisfactory. He have no specific answers to questions regarding Soviet experience with radioisotopes in man.

SO: CIA-A-3.246.539 CONFIDENTIAL Controlled/NDA/NFD  
26 Dec 62

7 4 MM 2 1 | 7 4 HT 2 1 | 7 4 T 2 1 | 7 4 TH 2 1 | 7 4 H 2 1 | 7 4 T 2 1 | 7 4 U 2 1

1. NAME: **MOSKALEV, Yuriy Ivanovich** / **SECRET** CASE NO. **5656719**  
 2. VARIANTS  
 3. POSITION: **Sci Worker, Radiobiological Installation, Nuc Res Inst, Sungul, Chelyabinsk Oblast, c 53; I/w Inst. of Biophysics, AS USSR, Moscow, 51**  
 4. LOCATION: **@ Sungul, Chelyabinsk Obl, C 53; Msocw, 51**  
 5. OCCUPATION: **Nuclear Research-Radiobiology**  
 6. FIELDS: **Distribution of Isotopes in Various Animal Species.**  
 7. BIRTHDATE: **cl921** ✓  
 8. BIRTHPLACE  
 9. NATIONALITY: **USSR**  
 10. EDUCATION  
 11. HONORS: **585-2750** **6002547**  
 12. POL. AFFIL: **CP Mbr., 51** ✓  
 13. CTRY. WORK. FOR

*Retain*  
**SECRET**

✓	SEARCHED

9.	SOUNDEX	TO 1	LOCATION	4.	ORGANIZATION	7.	5.	6.	13.
650	24125	2	617-5310		60120	-21	X290750	X 030000	
					(601)			X 030000	
✓			60113005	X 408	90000				job

In 1953 tests were begun by MOSKALEV concerning the distribution of isotopes in various animal species. Work of the radiobiological installation at Sungul

SO: CIA, CS-G-EG-14 64, 25 Oct. 55, Secret.

jab

MOSKALEV -- assistant to Timofeyev, Head of Biological Dept, Sungul Institute.

Moskalev, a nerve physiologist and party man, worked with Catsch (and subsequently succeeded him) on research on curing or preventing radiation damage.

(Source is Dr Wilhelm Menke (STIB), a returned German scientist who gave information on Soviet personalities at the Nuclear Research Institutes at Sukhumi, between 1945 and 1955.) SOURCE: CIA, CS-G-82811, 1 Mar 56, SECRET/NOFORN RELEASABLE TO U.K./CONTINUED

MOSKALEV, Yuriy Ivanovich, - worked as a sci. asst. in source's lab. at Sungul. Took the position of chief of the pathophysiological lab. when source left in Oct. 53. Not well qualified. Was supposedly imprisoned during the war because of his German descent or for black market dealings. Became a Party member in 1951. Had one month's TDY at the Biophysical Inst., Moscow during the last half of 52. Upon his return, he informed source that the inst. was doing intensive work on the hematological effects on dogs of radiation exposure. The inst. was also working on radiation effects on the nervous systems of dogs, similar to the conditioned reflex experiments of Pavlov. He also stated that the inst. was doing parallel work to Sungul on increasing the excretion of incorporated radioactive isotopes, using diuretic substances & hormones, particularly the parathyreotrope hormone. No special results were achieved. He was married to Vera Nikolayevna Streltsova. Age 35. Medium height. Dark blond.

SO: CIA, CS-G-EG-1550, 24 Apr. 56, Secret

joe

SRI, Consol, Biblio, lme, Ju 956

0 1 2 3 4 5 6 7 8 9 10 11 12 13